

GRAND-DUCHE DE LUXEMBOURG

**MINISTERE DE L'AGRICULTURE
ADMINISTRATION DES SERVICES TECHNIQUES
DE L'AGRICULTURE**

A N N U A I R E

METEOROLOGIQUE ET HYDROGRAPHIQUE

1 9 6 9



PUBLIE PAR LE SERVICE DE LA METEOROLOGIE ET DE L'HYDROLOGIE

**LUXEMBOURG
1 9 7 1**

TABLE DES MATIERES

PREMIERE PARTIE

Météorologie

1. Table des Matières	3
2. Légende	6
3. Liste des Stations météorologiques et postes pluviométriques	9

Observations journalières des stations météorologiques de Luxembourg-Ville, d'Echternach et de Clervaux

4. Observations journalières	12
5. Relevés mensuels et annuels des observations de toutes les stations météorologiques luxembourgeoises	32
6. Températures "MAXIMA" et "MINIMA"	46
7. Observations pluviométriques	60
8. Températures du sol de différentes stations météorologiques	68
9. Rayonnement solaire	76

DEUXIEME PARTIE

Hydrographie

10. Légende	82
11. Liste des Stations limnimétriques	83

Hauteurs limnimétriques journalières de différentes stations

BASSIN DE LA SURE

12. Station limnimétrique sur la Sure à Martelange	86
13. Station limnimétrique sur la Sure à Michelau	86
14. Station limnimétrique sur la Sure à Gilsdorf	87
15. Station limnimétrique sur la Wiltz à Goebelsmühle	87
16. Station limnimétrique sur la Clerve à Kautenbach	88
17. Station limnimétrique sur l'Ernz noire à Grundhof	88
18. Station limnimétrique sur l'Our à Gemünd	89
19. Station limnimétrique sur l'Our à Vianden/Bettel	89
20. Station limnimétrique sur la Tretterbach à Sassel	90
21. Station limnimétrique sur la Bleeps à Bleepsmillen/Bastendorf	90

Janvier 1969

LUXEMBOURG (VILLE)

Observateur: E. LAHR (Professeur)

Hb=336,7m λ=E06°07' φ=N49°37'

Table of meteorological data for January 1969. Columns include: Jours du mois, TEMPERATURE DE L'AIR (T), PRESSION ATMOSPHERIQUE (P), HUMIDITE RELATIVE (U), NUAGES (N), DIRECTION ET FORCE DU VENT (DF), Précipitations (mm), Couche de neige (cm), and Iso-lation (Heures). Rows list days 1-31 and a final 'Moyennes' row.

Février 1969

Table of meteorological data for February 1969. Columns include: Jours du mois, TEMPERATURE DE L'AIR (T), PRESSION ATMOSPHERIQUE (P), HUMIDITE RELATIVE (U), NUAGES (N), DIRECTION ET FORCE DU VENT (DF), Précipitations (mm), Couche de neige (cm), and Iso-lation (Heures). Rows list days 1-28 and a final 'Moyennes' row.

Juillet 1969

LUXEMBOURG (VILLE)

Observateur: E. LAHR (Professeur)

Hb=336.7m λ=E06° 07' φ=N49° 37'

Table of meteorological data for July 1969. Columns include: Jours du mois, TEMPERATURE DE L'AIR (T), PRESSION ATMOSPHERIQUE (P), HUMIDITE RELATIVE (U), NUAGES (N), DIRECTION ET FORCE DU VENT (DF), Précipitations (mm), Couche de neige (cm), Inso-lation (Heures). Rows 1-31 show daily data, and Moyennes shows monthly averages.

Août 1969

Table of meteorological data for August 1969. Columns include: Jours du mois, TEMPERATURE DE L'AIR (T), PRESSION ATMOSPHERIQUE (P), HUMIDITE RELATIVE (U), NUAGES (N), DIRECTION ET FORCE DU VENT (DF), Précipitations (mm), Couche de neige (cm), Inso-lation (Heures). Rows 1-31 show daily data, and Moyennes shows monthly averages.

Septembre 1969

LUXEMBOURG (VILLE)

Observateur: E. LAHR (Professeur) *

Hb = 336.7m λ = E06°07' φ = N49°37'

Table with columns: Jours du mois, TEMPERATURE DE L'AIR (T), PRESSION ATMOSPHERIQUE (P), HUMIDITE RELATIVE (U), NUAGES (N), DIRECTION ET FORCE DU VENT (DF), Précipitations (mm), Couche de neige (cm), Inso-lation (Heures). Rows include daily data from 1 to 30 and a 'Moyennes' row.

Octobre 1969

Table with columns: Jours du mois, TEMPERATURE DE L'AIR (T), PRESSION ATMOSPHERIQUE (P), HUMIDITE RELATIVE (U), NUAGES (N), DIRECTION ET FORCE DU VENT (DF), Précipitations (mm), Couche de neige (cm), Inso-lation (Heures). Rows include daily data from 1 to 31 and a 'Moyennes' row.

Septembre 1969

ECHTERNACH

Observateur: M. BESENIUS (Institutleur)

Hb = 164 m λ = E06° 25' φ = N49° 49'

Table with 20 columns: Jours du mois, TEMPERATURE DE L'AIR (7, 13, 21, Moyennes), PRESSION ATMOSPHERIQUE (7, 13, 21), HUMIDITE RELATIVE (7, 13, 21), NUAGES (7, 13, 21), DIRECTION ET FORCE DU VENT (DF 7, 13, 21), Précipitations (mm), Couche de neige (cm), Inso-lation (Heures). Rows 1-30 and Moyennes.

Octobre 1969

Table with 20 columns: Jours du mois, TEMPERATURE DE L'AIR (7, 13, 21, Moyennes), PRESSION ATMOSPHERIQUE (7, 13, 21), HUMIDITE RELATIVE (7, 13, 21), NUAGES (7, 13, 21), DIRECTION ET FORCE DU VENT (DF 7, 13, 21), Précipitations (mm), Couche de neige (cm), Inso-lation (Heures). Rows 1-31 and Moyennes.

RELEVES MENSUELS ET ANNUELS

**DES OBSERVATIONS
DE TOUTES LES STATIONS METEOROLOGIQUES
LUXEMBOURGEOISES**

h = 495 m.

BERLE

Observateur: KAYSER Théodore

1969	PRESSION ATMOSPHERIQUE					TEMPERATURE DE L'AIR									HUMIDITE RELATIVE					
	Moyennes	Minima	Jour	Maxima	Jour	7	13	21	Moyennes	Minima	Jour	Maxima	Jour	7	13	21	Moyennes	Minima	Jour	
JANVIER	-	-	-	-	-	1.2	2.4	1.9	1.8	-4.4	1	8.7	23	92	88	90	90	71	7	
FEVRIER	-	-	-	-	-	-3.4	-0.8	-2.5	-2.2	-15.8	14	7.8	21	89	82	86	86	59	23	
MARS	-	-	-	-	-	0.3	5.0	2.4	2.5	-5.7	28	11.7	13	87	68	78	78	28	5	
AVRIL	-	-	-	-	-	-3.5	8.7	6.2	6.1	-3.2	19	20.0	10	83	63	72	73	26	8	
MAI	-	-	-	-	-	9.1	14.2	10.9	11.4	0.0	20	26.5	13	88	60	76	75	42	22	
JUIN	-	-	-	-	-	10.9	15.9	12.5	13.1	2.5	4	24.9	10	84	59	76	73	39	29	
JUILLET	-	-	-	-	-	14.6	20.5	16.7	17.2	5.9	9	29.2	24	86	62	77	75	43	19	
AOUT	-	-	-	-	-	12.7	18.3	14.6	15.2	6.2	25	27.2	5	85	63	79	76	29	11	
SEPTEMBRE	-	-	-	-	-	10.0	16.7	12.5	13.1	2.7	28	23.4	13	91	63	82	79	39	320	
OCTOBRE	-	-	-	-	-	7.6	14.3	10.3	10.7	1.0	2	21.5	7	94	64	84	81	35	9	
NOVEMBRE	-	-	-	-	-	3.4	4.8	3.5	3.9	-7.6	30	12.0	12	94	87	90	90	64	12	
DECEMBRE	-	-	-	-	-	-3.9	-2.8	-3.6	-3.4	-11.0	20	2.5	3	95	90	93	93	74	27	
ANNEE	-	-	-	-	-	5.5	9.8	7.1	7.5	-15.8	II	29.2	VII	89	71	82	81	26	IV	

1969	NUAGES				Moyennes	PLUIE			NOMBRE DE JOURS			DIRECTION DU VENT							
	7	13	21	Total		Maxima	Jour	de gelée	de chaleur 25-30°	30,1+ plus	Calm.	N.	NE	E	SE	S	SW	W	NW
JANVIER	9.5	9.2	9.4	9.4	48.1	7.7	18	13	.	.	3	1	2	3	28	12	25	11	8
FEVRIER	9.0	8.0	7.6	8.2	60.9	9.1	2	25	.	.	.	14	5	10	10	3	18	16	8
MARS	8.1	7.4	7.5	7.7	64.4	14.9	14	18	.	.	1	15	15	25	12	7	10	5	3
AVRIL	6.7	6.8	6.4	6.6	103.3	25.3	22	9	.	.	3	7	8	12	6	8	13	12	21
MAI	8.0	7.3	6.9	7.4	58.0	5.9	19	.	.	.	3	1	3	6	12	18	29	13	8
JUIN	6.7	7.0	6.4	6.7	92.0	43.4	24	.	.	.	4	13	13	8	5	7	16	6	18
JUILLET	8.4	7.8	8.8	8.3	47.1	23.2	26	.	.	.	2	14	6	14	7	4	13	14	19
AOUT	7.3	7.1	7.0	7.1	99.5	30.3	21	.	.	.	7	5	7	13	4	2	20	17	18
SEPTEMBRE	6.5	6.2	4.8	5.8	13.2	4.5	15	.	.	.	2	2	17	23	9	8	11	14	4
OCTOBRE	7.2	5.9	5.2	6.1	1.5	0.4	26	1	3	22	15	10	10	17	15
NOVEMBRE	9.2	7.7	8.5	8.5	109.2	14.1	17	13	.	.	.	9	3	5	7	7	28	25	6
DECEMBRE	9.2	9.0	9.0	9.1	42.6	11.1	4	30	.	.	1	11	8	21	10	13	18	7	4
ANNEE	8.0	7.4	7.3	7.6	739.8	43.4	VI	108	15	.	26	93	90	162	125	99	211	157	132

h = 144 m.

GREVENMACHER

Observateur: KALMES Jean-Pierre

1969	PRESSION ATMOSPHERIQUE					TEMPERATURE DE L'AIR									HUMIDITE RELATIVE					
	Moyennes	Minima	Jour	Maxima	Jour	7	13	21	Moyennes	Minima	Jour	Maxima	Jour	7	13	21	Moyennes	Minima	Jour	
JANVIER	-	-	-	-	-	2.1	5.1	2.8	3.3	-5.5	1	11.5	23	-	-	-	-	-	-	
FEVRIER	-	-	-	-	-	-2.4	2.4	-0.7	-0.2	-15.5	14	11.5	21	-	-	-	-	-	-	
MARS	-	-	-	-	-	2.4	8.0	4.5	5.0	-5.6	7	14.5	13	-	-	-	-	-	-	
AVRIL	-	-	-	-	-	6.2	13.0	7.9	9.0	-2.0	20	24.3	10	-	-	-	-	-	-	
MAI	-	-	-	-	-	11.7	18.6	13.1	14.5	2.0	20	30.5	14	-	-	-	-	-	-	
JUIN	-	-	-	-	-	12.9	19.6	14.6	15.7	5.4	4	28.0	15	-	-	-	-	-	-	
JUILLET	-	-	-	-	-	15.4	23.8	19.0	19.4	7.0	9	33.4	24	-	-	-	-	-	-	
AOUT	-	-	-	-	-	13.7	21.9	16.2	17.3	8.0	23	31.6	5	-	-	-	-	-	-	
SEPTEMBRE	-	-	-	-	-	11.1	19.6	12.3	14.3	4.5	29	28.0	13	-	-	-	-	-	-	
OCTOBRE	-	-	-	-	-	7.3	14.9	9.3	10.5	1.6	30	22.4	6	-	-	-	-	-	-	
NOVEMBRE	-	-	-	-	-	4.5	7.5	5.2	5.7	-6.5	30	15.5	12	-	-	-	-	-	-	
DECEMBRE	-	-	-	-	-	-2.2	-0.5	-2.0	-1.6	-9.0	20	6.2	26	-	-	-	-	-	-	
ANNEE	-	-	-	-	-	6.9	12.8	8.5	9.4	-15.5	II	33.4	VII	-	-	-	-	-	-	

1969	NUAGES				Moyennes	PLUIE			NOMBRE DE JOURS			DIRECTION DU VENT							
	7	13	21	Total		Maxima	Jour	de gelée	de chaleur 25-30°	30,1+ plus	Calm.	N.	NE	E	SE	S	SW	W	NW
JANVIER	8.9	7.7	8.9	8.5	44.1	10.6	18	10	.	.	-	10	9	3	9	30	30	0	2
FEVRIER	8.5	5.9	6.1	6.8	59.1	9.0	25/26	22	.	.	-	22	4	5	2	31	14	0	6
MARS	7.2	5.3	5.7	6.1	60.1	10.5	14	11	.	.	-	42	19	3	2	22	5	0	0
AVRIL	4.8	4.9	4.5	4.7	63.6	20.5	22	4	.	.	-	23	12	0	0	22	21	7	5
MAI	5.1	4.2	4.5	4.6	40.8	14.5	29	.	3	I	-	11	4	2	4	40	27	2	3
JUIN	4.9	4.4	4.4	4.6	64.1	13.2	25	.	9	.	-	28	7	1	0	22	25	1	6
JUILLET	4.2	2.3	1.9	2.8	40.6	14.5	12	.	19	.	-	24	3	8	0	12	32	6	8
AOUT	4.6	3.9	4.7	4.4	75.5	21.5	17	.	10	4	-	27	3	1	1	33	24	1	3
SEPTEMBRE	5.8	2.0	2.2	3.3	16.9	9.6	15	.	5	.	-	46	5	2	0	21	14	1	1
OCTOBRE	8.6	2.7	3.3	4.9	3.8	1.8	23	.	.	.	-	41	5	3	0	21	20	1	2
NOVEMBRE	8.7	7.9	7.9	8.2	116.8	18.0	8	7	.	.	-	9	1	0	0	50	24	0	6
DECEMBRE	8.5	7.3	9.5	8.4	33.3	11.0	4	25	.	.	-	41	8	0	1	32	7	3	1
ANNEE	6.6	4.9	5.3	5.6	618.7	21.5	VIII	79	46	10	-	324	80	28	19	336	243	22	43

Hb = 348.13 m.

ESCH/ALZETTE

Observateur: Jardins éducatifs

1969	PRESSION ATMOSPHERIQUE					TEMPERATURE DE L'AIR									HUMIDITE RELATIVE					
	Moyennes	Minima	Jour	Maxima	Jour	7	13	21	Moyennes	Minima	Jour	Maxima	Jour	7	13	21	Moyennes	Minima	Jour	
JANVIER	728.6	705.1	14	741.1	1	2.1	4.0	3.5	3.2	-5.0	1	9.6	23	89	81	82	84	59	7	
FEVRIER	724.8	708.6	12	740.1	5	-1.8	1.0	-0.7	-0.6	-13.4	14	12.0	21	86	74	78	79	27	6	
MARS	726.8	713.9	13	734.5	21	1.7	6.2	4.7	4.2	-3.6	28	13.7	13	83	61	68	70	14	6	
AVRIL	729.6	711.3	22	739.0	10	5.1	10.4	8.4	8.0	-2.0	19	22.6	10	77	56	65	66	19	9	
MAI	728.3	722.1	2	736.8	22	10.6	15.9	13.0	13.2	2.6	10	29.3	13	81	56	71	69	35	12	
JUIN	729.8	721.9	23	737.9	29	12.4	17.4	14.9	14.9	4.5	4	26.0	13	78	57	68	68	30	12	
JUILLET	734.4	723.2	7	741.2	13	16.4	21.8	19.1	19.1	7.5	9	30.5	24	82	60	71	71	40	23	
AOUT	730.4	724.3	28	736.6	7/31	14.6	19.4	16.9	17.0	8.3	23	31.0	4	81	62	72	73	28	9	
SEPTEMBRE	731.8	722.5	14	739.1	23	11.3	18.2	14.7	14.7	4.5	28	26.0	13	91	64	78	78	47	6	
OCTOBRE	735.3	727.8	19	746.3	27	8.3	14.8	11.2	11.3	3.5	2	23.0	8	91	67	80	79	46	9	
NOVEMBRE	725.3	706.9	9	738.0	5	4.3	6.5	5.5	5.2	-6.5	30	14.5	12	88	80	83	84	55	5	
DECEMBRE	728.6	714.4	15	738.9	1/9	-2.9	-1.6	-2.3	-2.3	-10.1	21	3.5	3/24	88	84	85	86	63	2	
ANNEE	729.4	705.1	I	746.3	X	6.8	11.2	9.1	9.0	-13.4	II	31.0	VII	85	67	75	76	14	III	

1969	NUAGES			INSOLATION HEURES	PLUIE			NOMBRE DE JOURS			DIRECTION DU VENT								
	7	13	21		Total	Maxima	Jour	de gelée	de chaleur 25-30°	30,1° et plus	Calm.	N.	NE	E	SE	S	SW	W	NW
JANVIER	9.0	8.6	8.3	12.8	50.6	13.5	29	9	.	.	-	2	2	13	25	13	17	18	3
FEVRIER	8.0	7.4	6.2	50.7	63.3	12.1	25	21	.	.	-	7	7	14	6	6	17	13	14
MARS	7.4	7.2	7.1	101.8	72.9	12.6	12	15	.	.	-	6	17	35	4	10	11	4	6
AVRIL	6.1	6.4	5.1	161.0	114.0	18.0	1	3	.	.	-	6	12	14	6	8	16	15	13
MAI	7.2	7.3	5.7	146.0	54.4	11.6	29	.	3	.	-	2	8	5	10	19	32	16	1
JUIN	5.7	6.3	5.8	181.0	109.5	35.5	24	.	3	.	-	7	15	11	6	7	20	17	7
JUILLET	5.0	5.6	5.6	201.0	27.8	6.9	12	.	10	.	-	11	16	8	6	9	18	14	11
AOUT	7.1	7.3	5.2	149.7	58.5	12.8	13	.	9	.	-	6	9	13	7	5	24	17	12
SEPTEMBRE	6.1	5.6	3.4	142.0	46.6	31.0	19	.	2	.	-	4	22	14	8	10	19	9	4
OCTOBRE	7.2	4.5	2.9	119.3	1.1	0.5	24	.	.	.	-	2	13	20	19	7	12	14	6
NOVEMBRE	8.2	8.2	6.7	31.2	144.5	24.3	8	7	.	.	-	3	3	6	4	18	36	11	9
DECEMBRE	8.7	9.0	8.9	17.3	47.1	12.6	4	28	.	.	-	3	19	2	15	9	14	7	4
ANNEE	7.1	6.9	5.9	1313.8	790.3	35.5	VI	83	27	5	-	59	143	175	116	121	236	155	90

Résumé du Temps à l'Aéroport de Luxembourg

Année 1969

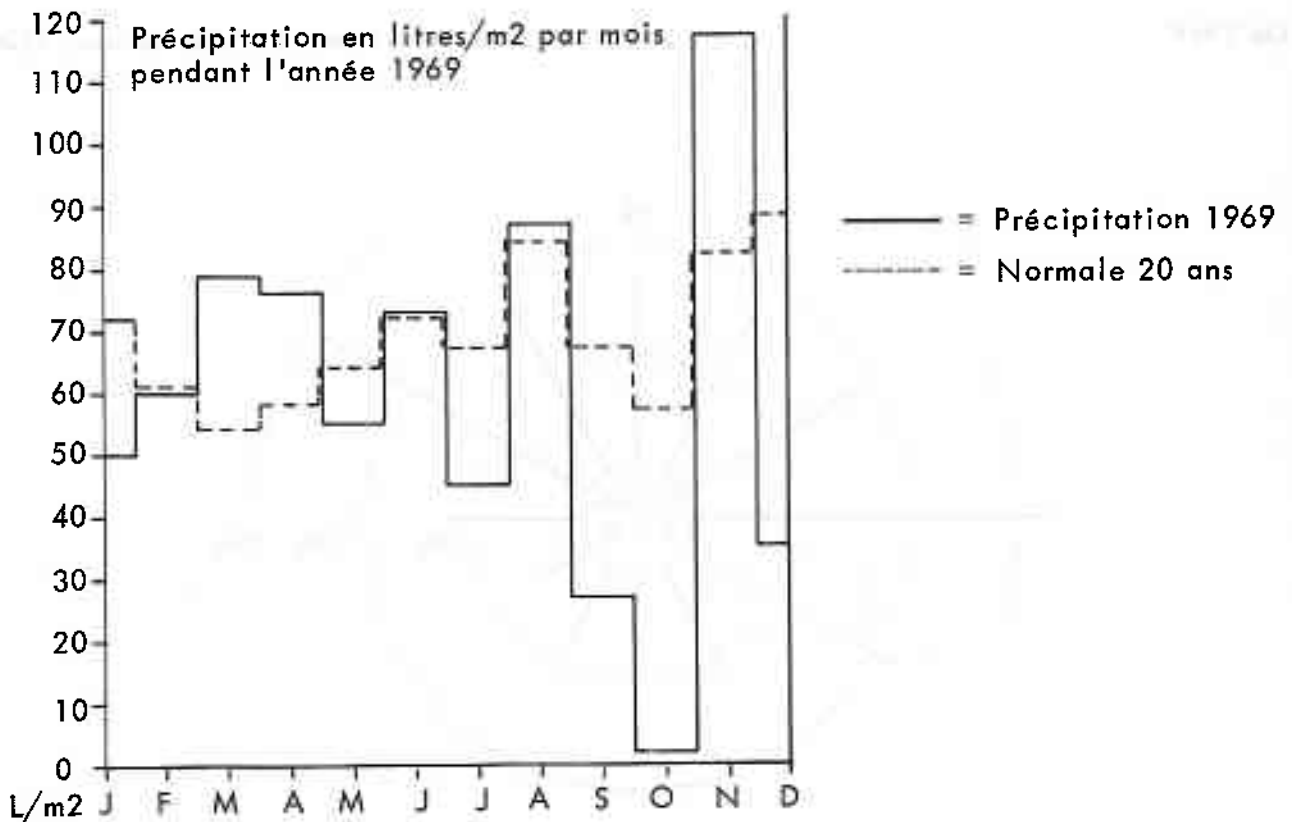
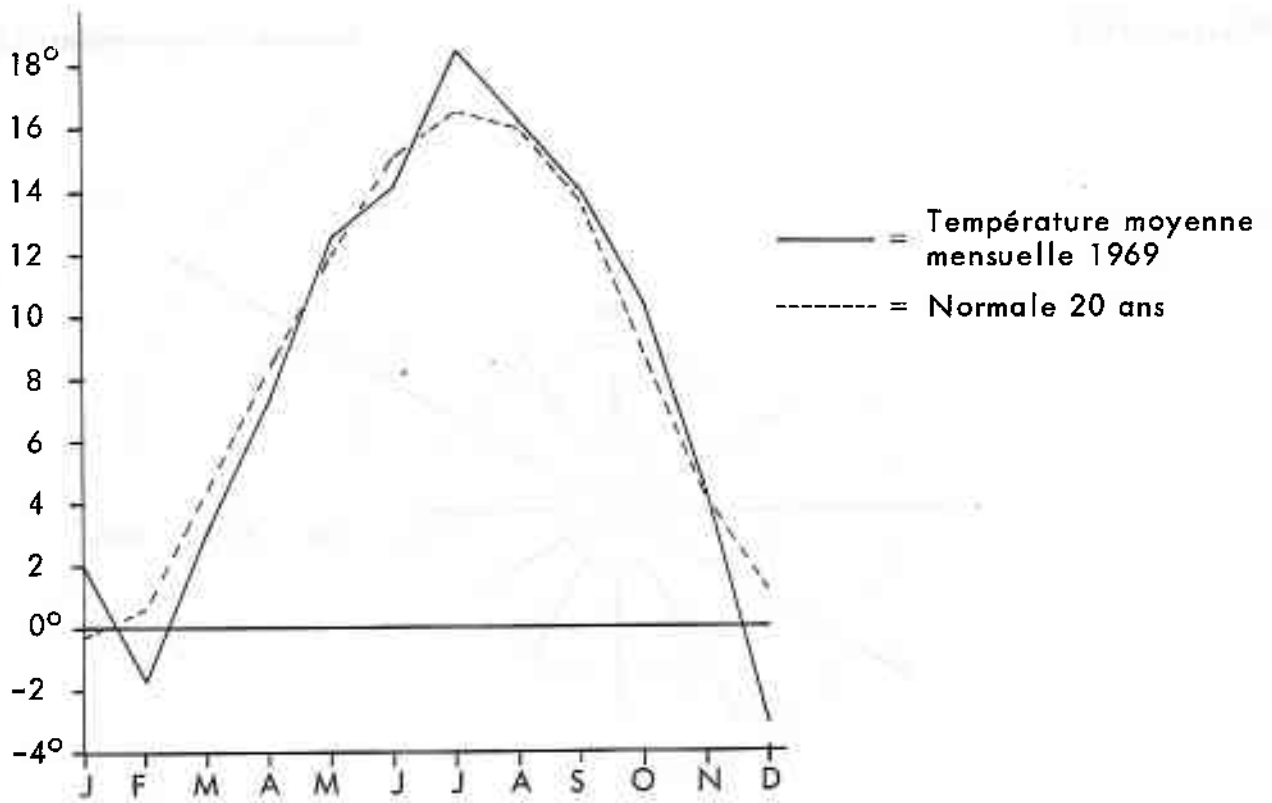
	Insolation en heures		Température moyenne 1969		Températures de l'air				Humidité relative moyenne 1969		Précipitations en mm				Vitesse maximale du vent		Nombre de jours de							
	1969	Moyenne 23 ans	Maximum absolu	Minimum absolu	Maximum moyen	Minimum moyen	Maximum absolu	Minimum absolu	Maximum moyen	Minimum moyen	Moyenne 23 ans	1969	MAX en 1/2 h.	MAX en 3 h.	MAX en 12 h.	Km/h.	date	Gelee sous abri	Précipitations	Neige	Sol couvert de neige	Brouillard	Orage	Verglas
JAN	17	51	9.9	-5.3	4.1	-0.1	92%	50	71	6	8	9	76	18	14	19	5	8	17	.	3			
FEV	60	78	9.1	-14.2	1.3	-4.8	88%	60	62	2	4	7	65	2	23	18	15	18	13	1	1			
MAR	106	135	13.5	-4.8	7.3	-0.1	77%	79	55	3	9	9	57	5	18	14	8	2	6	1	.			
AVR	166	176	22.3	-3.6	11.9	3.0	73%	76	57	3	5	13	78	12	10	20	8	4	4	1	.			
MAI	185	219	28.4	0.4	18.1	7.4	73%	55	65	5	11	13	72	18	.	18	.	.	5	6	.			
JUN	195	221	27.8	3.1	19.6	9.5	76%	73	72	4	13	18	74	16	.	14	.	.	2	4	.			
JUL	257	232	32.2	6.6	24.0	13.4	76%	45	67	8	13	13	82	7	.	9	.	.	4	5	.			
AUG	182	202	30.2	7.3	21.7	12.2	77%	87	85	10	12	16	50	21	.	19	.	.	8	8	.			
SEP	183	158	26.0	3.6	19.5	9.8	82%	27	71	3	10	12	46	3	.	7	.	.	9	1	.			
OCT	152	118	22.7	1.0	16.5	6.3	85%	2	57	0	1	1	37	24	.	5	.	.	19	.	.			
NOV	34	49	14.2	-7.8	7.6	1.6	90%	117	81	4	6	11	100	9	12	24	7	7	11	1	.			
DEC	33	37	3.2	-10.6	-1.1	-5.1	93%	35	84	2	4	6	52	15	30	16	19	31	13	.	6			
Total	1570	1676	8.2	4.4	12.5	4.4	82%	706	827	-	-	-	-	-	107	183	62	70	111	28	10	10	10	10

Aéroport de Luxembourg

Altitude: 380m

Service Météorologique

Température moyenne mensuelle 1969



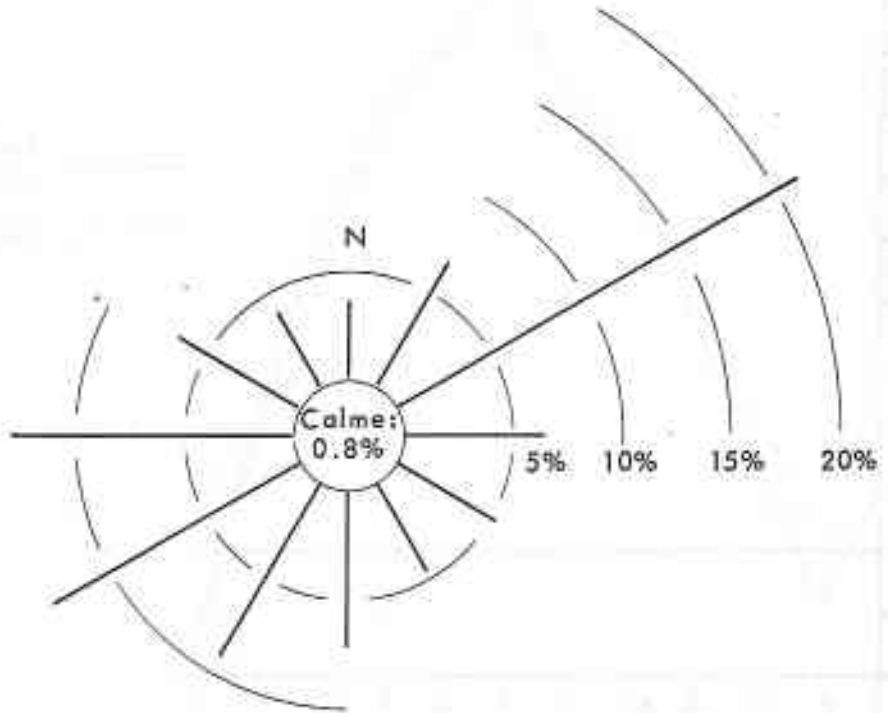
Aéroport de Luxembourg
Altitude: 380 m

Service Météorologique

Fréquence pourcent de la DIRECTION du vent.

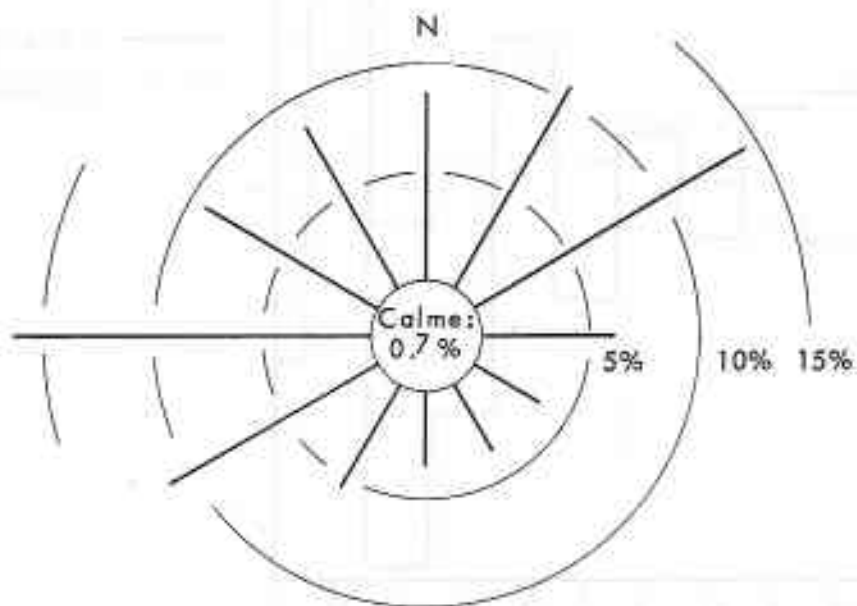
Printemps 1969

Nombre d'observations: 2208



Eté 1969

Nombre d'observations: 2208



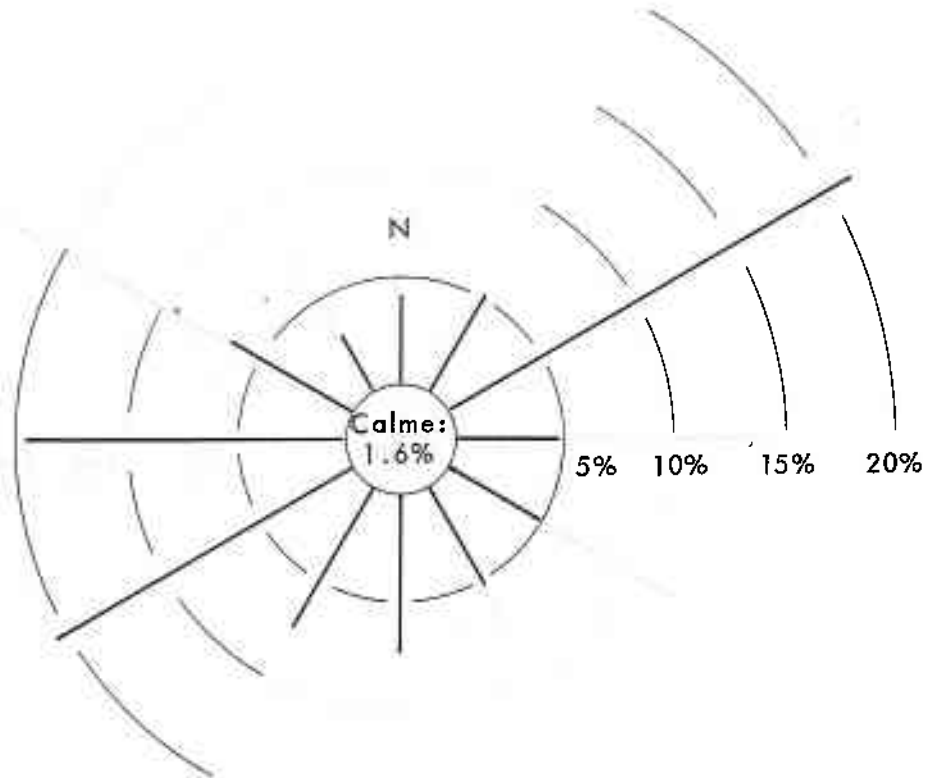
Aéroport de Luxembourg
Altitude: 380m

Service Météorologique

Fréquence pourcent de la DIRECTION du vent.

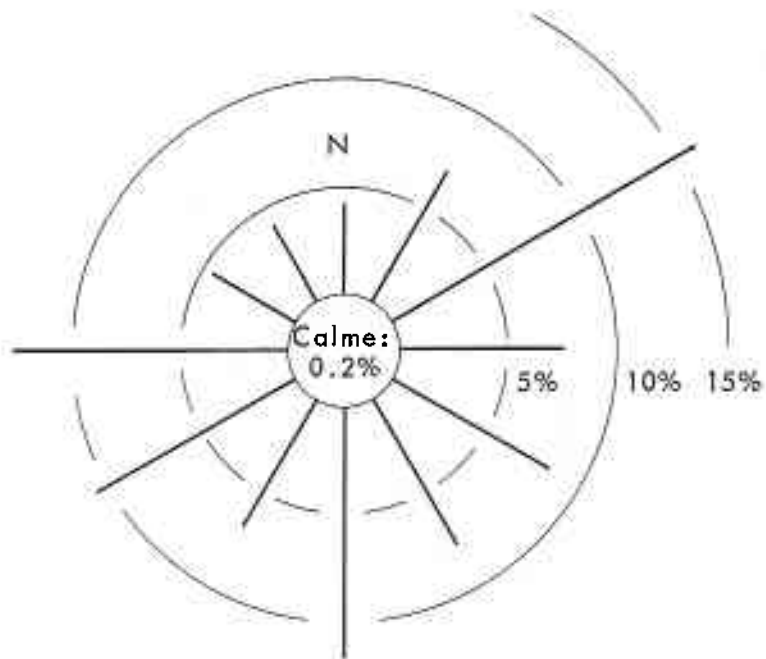
Automne 1969

Nombre d'observations: 2184



Hiver 1969

Nombre d'observations: 2160



Aéroport de Luxembourg

Altitude: 380m

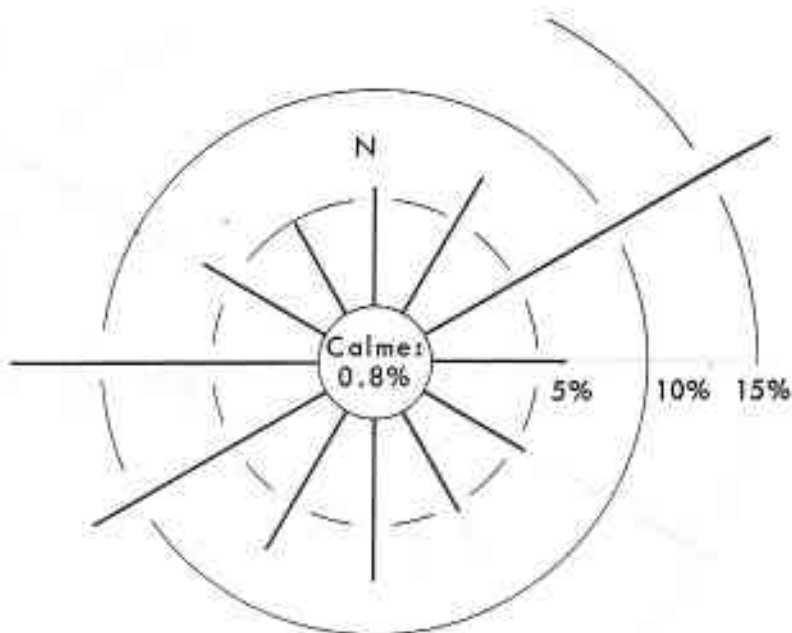
Service Météorologique

1970 Luxembourg

Fréquence pourcent de la DIRECTION du vent.

Année: 1969

Nombre d'observations: 8760



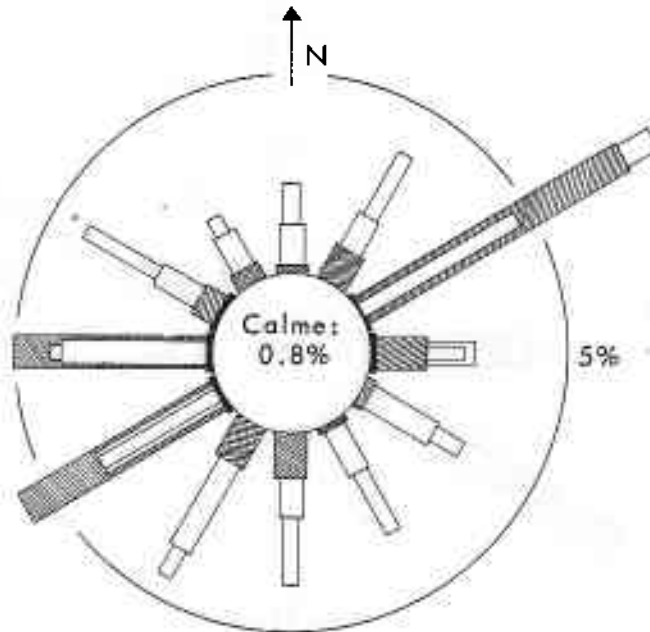
Aéroport de Luxembourg
Altitude: 380m

Service Météorologique

Fréquence pourcent de la force moyenne du vent pour 12 directions différentes.

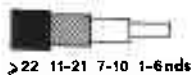
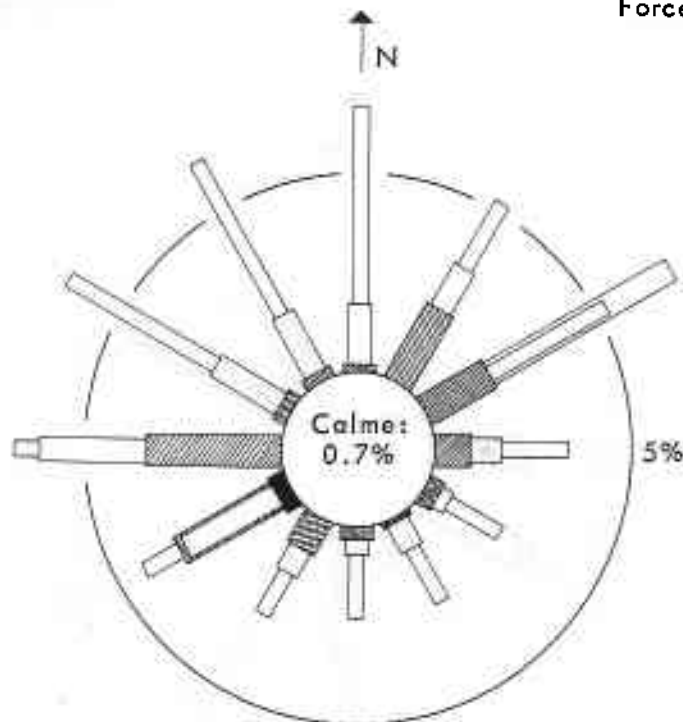
Printemps 1969

Nombre d'observations: 2208
Force moyenne: 8.2 nds



Eté 1969

Nombre d'observations: 2208
Force moyenne: 6.7 nds



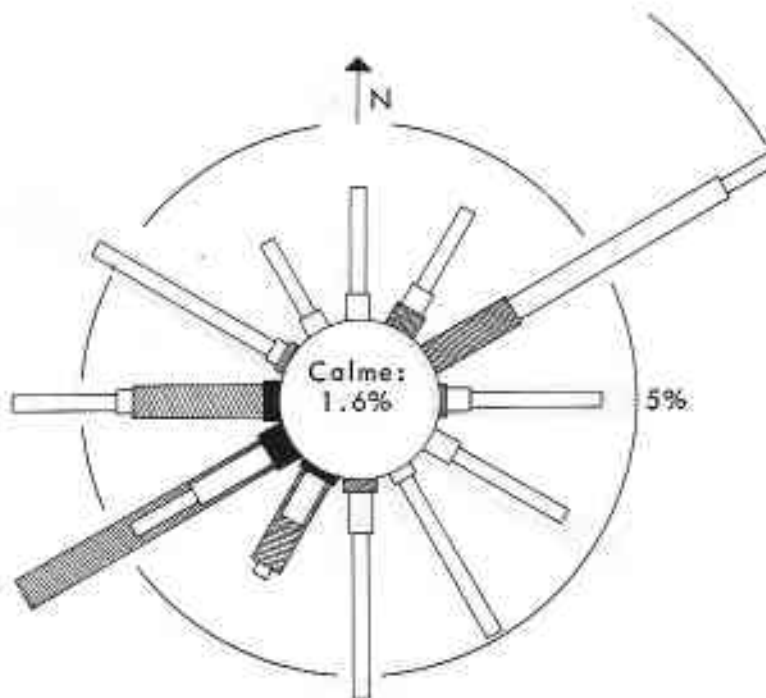
Aéroport de Luxembourg
Altitude: 380m

Service Météorologique

Fréquence pourcent de la force moyenne du vent pour 12 directions différentes.

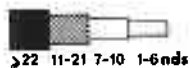
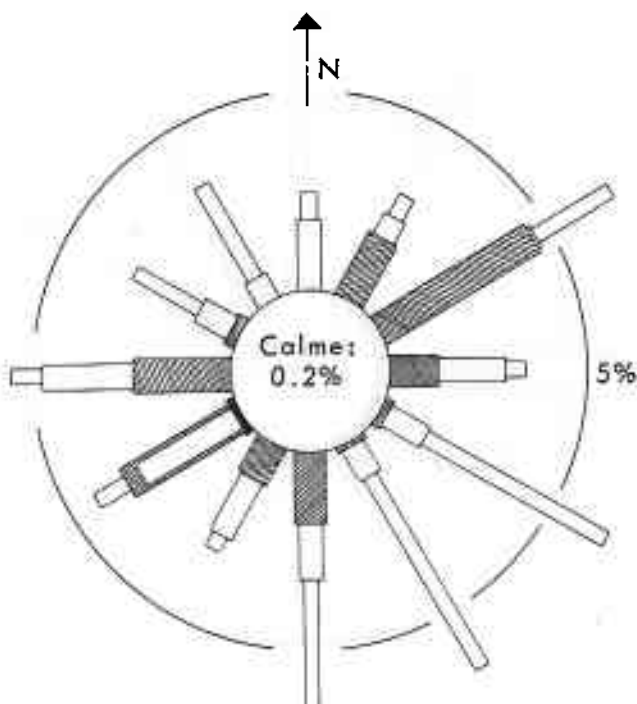
Automne 1969

Nombre d'observations: 2184
Force moyenne: 6.9 nds



Hiver 1969

Nombre d'observations: 2160
Force moyenne: 6.9 nds



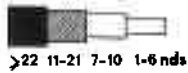
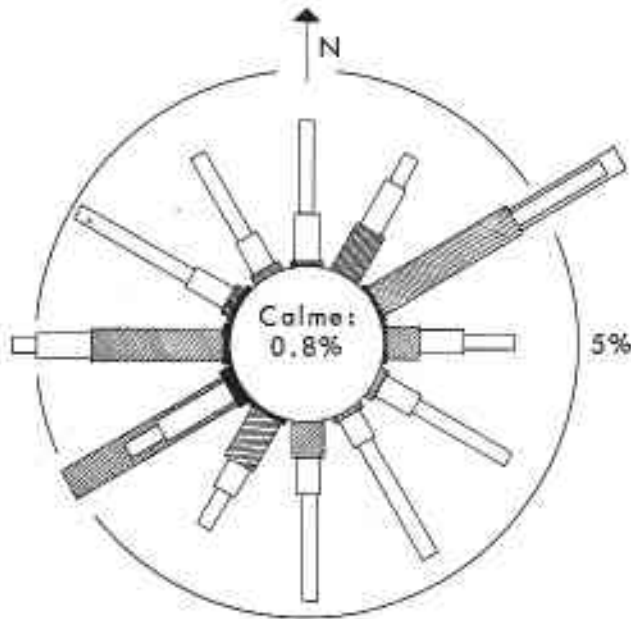
Aéroport de Luxembourg
Altitude: 380m

Service Météorologique

Fréquence pourcent de la force moyenne du vent pour 12 directions différentes.

Année 1969

Nombre d'observations: 8760
Force moyenne: 7.2 nds



TEMPÉRATURES <MAXIMA> ET <MINIMA>

Janvier 1969

Jours du mois	LUXEMBOURG (VILLE)		CLERVAUX		ECHTERNACH		BERLÉ		ETTELBRÜCK	
	MAXIMA	MINIMA	MAXIMA	MINIMA	MAXIMA	MINIMA	MAXIMA	MINIMA	MAXIMA	MINIMA
1	-0.5	-6.4	1.0	-5.0	1.0	-7.5	0.1	-4.4	1.0	-8.6
2	2.5	-0.5	3.8	0.0	4.0	-0.5	2.0	0.0	4.2	0.4
3	3.0	0.5	1.8	-0.8	3.4	0.2	2.1	-1.0	4.0	1.2
4	-0.2	-1.2	-0.5	-2.8	1.0	-0.5	-1.0	-2.7	2.4	0.8
5	-1.2	-1.8	-2.0	-3.0	1.0	-1.0	-2.2	-3.3	1.6	-0.6
6	0.8	-4.0	1.5	-4.0	2.5	-4.0	1.0	-3.9	2.0	-2.4
7	-0.5	-4.5	1.5	-3.0	1.0	-6.5	-0.4	-3.4	1.4	-5.0
8	0.5	-3.0	1.5	-2.0	0.5	-1.5	0.5	-2.4	1.2	-1.5
9	1.5	-0.7	1.5	-2.0	2.5	-0.4	0.9	-1.5	2.0	-1.0
10	0.0	-2.0	1.5	-3.0	2.0	-4.0	0.0	-3.4	2.4	-1.8
11	1.2	-2.6	0.5	-4.0	1.5	-5.0	0.1	-3.8	1.0	-3.2
12	4.8	-0.2	4.0	-1.0	3.4	-0.5	3.0	-0.4	4.0	-1.0
13	6.6	3.2	6.5	2.5	8.5	2.5	6.0	2.7	9.0	3.4
14	6.1	3.0	7.4	3.0	7.4	1.5	6.1	2.3	8.0	3.8
15	3.6	1.6	4.0	1.0	5.5	1.4	2.8	0.5	6.2	2.4
16	4.5	3.0	3.5	1.0	6.3	2.5	2.9	0.3	6.2	1.6
17	2.2	0.5	2.0	-1.0	3.8	0.2	0.6	-0.9	3.5	0.5
18	6.0	0.5	4.5	-1.0	7.6	1.5	4.0	-0.5	7.2	0.8
19	4.0	2.5	4.0	0.0	6.0	2.5	3.0	1.1	5.4	1.2
20	5.8	2.0	4.4	0.5	8.3	1.6	3.9	0.6	7.5	0.8
21	5.0	2.0	5.0	1.2	6.5	2.0	4.0	0.7	6.5	2.0
22	6.5	0.8	7.2	0.0	7.0	-0.5	8.2	1.1	6.6	-0.5
23	9.5	5.5	9.5	5.0	11.5	4.5	8.7	5.4	12.4	4.2
24	6.8	5.2	6.5	2.2	6.0	1.0	6.8	3.3	6.4	2.6
25	8.5	6.4	8.0	5.0	9.5	5.0	7.2	5.7	9.5	2.8
26	8.4	5.5	9.0	4.5	11.2	1.9	7.9	3.9	11.0	3.0
27	6.5	1.5	6.0	1.3	7.4	-1.0	5.3	1.2	7.5	-0.5
28	7.2	3.5	6.5	3.4	8.5	1.4	5.6	3.2	8.6	4.2
29	5.5	3.4	6.5	1.0	8.2	3.0	5.3	0.5	8.0	3.2
30	5.5	2.6	5.5	1.0	7.5	3.0	4.5	1.1	7.4	3.2
31	5.6	3.2	5.4	1.6	7.5	4.0	4.1	0.8	7.2	3.4
Moyennes	4.0	0.9	4.1	0.0	5.4	0.2	3.3	0.0	5.5	0.6

Février 1969

Jours du mois	LUXEMBOURG (VILLE)		CLERVAUX		ECHTERNACH		BERLÉ		ETTELBRÜCK	
	MAXIMA	MINIMA	MAXIMA	MINIMA	MAXIMA	MINIMA	MAXIMA	MINIMA	MAXIMA	MINIMA
1	5.2	1.0	4.2	-1.0	6.0	-1.5	3.7	-1.0	7.4	-1.0
2	4.4	-1.0	4.6	-2.6	5.8	-0.5	3.8	-3.5	5.0	1.2
3	0.9	-3.8	-0.5	-5.5	2.6	-3.5	-1.5	-5.7	2.0	5.0
4	1.0	-2.8	0.0	-4.8	2.4	-5.0	-0.9	-3.9	3.0	-2.2
5	2.1	-4.2	1.6	-8.0	3.2	-6.5	0.3	-5.9	3.0	-4.5
6	0.4	-5.2	0.5	-5.0	1.7	-6.0	-0.3	-4.9	2.2	-5.0
7	1.5	-4.2	1.0	-4.0	2.0	-3.5	-0.9	-4.0	2.2	-4.0
8	-0.5	-3.5	-1.4	-4.2	1.6	-3.2	-2.5	-4.8	1.0	-5.4
9	-0.4	-8.5	-0.4	-10.0	-0.6	-7.0	-4.0	-9.3	-0.5	-10.5
10	-1.2	-6.0	-0.5	-9.0	1.5	-5.0	-1.4	-8.0	1.6	-9.0
11	-1.0	-3.5	-1.0	-5.0	0.0	-3.8	-2.4	-4.8	0.8	-4.2
12	1.0	-3.6	0.0	-5.0	3.6	-2.8	-0.2	-4.9	3.4	-4.2
13	-2.5	-9.0	0.0	-10.3	2.0	-8.0	-1.1	-10.5	-1.0	-9.8
14	-5.5	-13.8	-6.5	-19.2	-5.0	-16.0	-7.7	-15.8	-5.0	-17.0
15	-6.0	-11.0	-7.3	-12.4	-4.0	-10.4	-8.5	-12.9	-5.6	-11.2
16	-3.0	-11.0	-4.0	-9.2	-1.5	-6.5	-4.8	-9.0	-2.6	-5.4
17	-2.0	-6.0	-4.0	-7.0	-1.0	-5.0	-4.5	-7.1	-1.6	-5.0
18	-1.8	-7.2	-1.0	-9.4	-2.2	-9.4	-2.5	-10.6	-2.0	-11.0
19	0.0	-3.5	0.4	-5.5	1.3	-3.4	-0.5	-5.2	0.2	-8.0
20	8.0	0.0	7.0	-0.8	8.6	0.0	5.7	-0.8	9.6	-0.5
21	9.5	1.2	9.0	1.8	10.5	-1.7	7.8	1.7	10.2	-0.4
22	7.5	2.0	8.6	2.1	7.2	-4.5	6.2	1.8	8.8	-4.0
23	9.0	1.0	9.0	-0.4	7.0	-2.0	7.7	-0.5	7.0	-2.6
24	2.0	-1.4	2.2	-3.0	3.6	-3.0	1.0	-2.4	3.0	-2.8
25	6.0	1.4	4.6	0.1	6.8	0.5	5.1	1.0	6.8	0.6
26	2.0	-0.6	5.5	-4.0	3.0	0.2	2.7	-4.1	4.6	0.0
27	2.0	-2.4	-0.2	-4.2	1.8	-1.1	-1.5	-4.2	2.2	-1.4
28	9.6	-1.0	6.5	-2.2	9.4	-0.8	6.4	-2.4	9.0	-3.6
Moyennes	1.7	-3.8	1.3	-5.2	2.8	-4.3	0.2	-5.2	2.6	-4.5

TEMPÉRATURES <MAXIMA> ET <MINIMA>

Mars 1969

Jours du mois	LUXEMBOURG (VILLE)		CLERVAUX		ECHTERNACH		BERLÉ		ETTELBRUCK	
	MAXIMA	MINIMA	MAXIMA	MINIMA	MAXIMA	MINIMA	MAXIMA	MINIMA	MAXIMA	MINIMA
1	2.2	-0.5	2.5	-1.0	4.2	0.2	0.6	-1.4	3.4	0.0
2	6.0	-2.5	5.5	-4.1	8.5	-3.5	3.5	-4.0	7.4	-3.0
3	10.2	1.8	7.0	0.1	11.0	1.0	7.0	0.2	10.2	1.6
4	10.0	-1.0	9.5	-1.3	9.6	-0.6	8.5	-2.0	9.5	0.0
5	9.0	-2.6	8.0	-3.5	9.5	-2.4	6.5	-4.3	9.0	-1.6
6	9.6	-2.5	9.0	-3.2	9.6	-2.8	8.0	-3.5	10.2	-2.0
7	10.6	-2.5	10.5	-5.3	11.6	-6.5	9.4	-3.2	12.2	-6.0
8	11.6	-2.8	10.8	-5.0	12.0	-5.4	10.2	-4.8	11.4	-5.0
9	12.8	-0.8	11.0	-5.0	13.6	-6.6	10.9	-1.5	12.4	-5.2
10	11.6	-1.3	10.5	-2.0	12.2	-4.5	9.5	-2.1	11.6	-4.6
11	9.6	6.5	11.8	3.2	11.5	2.5	8.4	4.0	9.8	3.4
12	11.0	4.5	9.9	3.9	12.5	5.0	9.1	3.9	11.6	3.8
13	13.4	6.5	12.6	5.3	16.0	5.0	11.7	5.7	15.0	4.8
14	12.0	8.5	12.0	6.2	15.0	8.5	10.9	6.1	13.2	6.4
15	9.3	8.0	9.5	2.8	10.0	4.0	9.1	2.2	11.2	4.8
16	5.5	2.0	7.0	-0.1	7.5	2.0	3.9	0.0	7.0	1.6
17	6.0	4.5	5.0	2.8	7.5	4.0	4.5	2.8	6.6	4.2
18	9.8	4.5	8.8	2.7	12.0	4.5	8.1	2.9	11.6	4.2
19	9.5	5.0	8.9	3.3	8.0	5.2	7.7	3.2	9.4	4.2
20	5.0	2.5	4.0	1.2	6.3	2.3	4.0	1.5	6.2	2.4
21	9.0	2.0	6.4	0.0	9.4	1.5	6.1	0.0	9.2	2.0
22	5.8	-2.0	6.4	-3.2	6.4	-2.2	3.0	-3.5	6.0	-1.6
23	5.8	-1.4	7.0	-4.8	3.5	-1.0	2.4	-4.0	5.2	-1.2
24	2.0	-1.0	0.0	-2.4	3.6	0.2	1.0	-2.1	4.4	-0.8
25	3.0	-0.5	1.0	-2.0	3.5	0.5	1.6	-1.5	4.6	-0.2
26	2.3	0.0	1.2	-1.8	4.4	1.2	1.2	-1.4	4.8	0.4
27	3.5	-0.8	2.5	-2.8	6.3	-0.4	3.1	-2.4	5.0	0.0
28	4.0	-4.0	2.2	-6.2	5.4	-5.0	2.0	-5.7	5.2	-4.0
29	5.0	-1.0	3.4	-3.4	6.5	-0.2	3.0	-3.5	5.2	-2.0
30	6.0	0.6	4.2	-1.8	6.9	-2.0	4.4	-0.9	6.0	0.8
31	9.7	5.0	8.0	3.2	10.8	6.0	7.4	3.7	10.6	3.8
Moyennes	7.7	1.1	6.9	-0.8	8.9	0.3	6.0	-0.5	8.6	0.4

Avril 1969

Jours du mois	LUXEMBOURG (VILLE)		CLERVAUX		ECHTERNACH		BERLÉ		ETTELBRUCK	
	MAXIMA	MINIMA	MAXIMA	MINIMA	MAXIMA	MINIMA	MAXIMA	MINIMA	MAXIMA	MINIMA
1	6.0	2.6	7.0	0.0	9.0	2.0	6.2	0.4	7.6	3.2
2	6.0	-0.4	7.0	-1.0	7.4	-1.0	4.5	-1.2	9.2	-0.5
3	8.5	-0.2	7.0	-2.0	9.5	0.5	5.7	-2.6	8.6	-0.8
4	11.6	-0.5	9.2	-2.0	12.8	-1.7	9.4	-2.3	12.0	-1.8
5	15.2	1.5	13.0	0.4	16.0	1.5	12.9	-0.9	16.0	3.2
6	18.6	5.4	16.5	0.4	19.6	5.2	16.1	4.0	18.4	6.6
7	21.4	6.2	19.8	5.5	22.6	0.5	18.5	5.0	21.5	1.4
8	22.2	5.2	20.0	5.3	23.0	-0.5	19.6	5.7	22.6	0.0
9	22.6	6.5	20.3	5.3	23.7	0.7	19.8	6.2	22.5	2.0
10	23.0	5.0	20.5	1.5	24.2	-0.2	20.0	6.4	23.2	0.0
11	12.0	10.6	15.0	8.0	16.0	10.5	13.2	9.2	18.2	9.2
12	9.2	4.5	10.0	1.0	12.0	5.6	9.6	0.6	10.2	6.4
13	6.5	0.8	3.5	-1.4	8.0	1.0	4.0	-2.2	10.4	0.5
14	8.0	-1.0	8.4	-5.0	9.7	-1.5	4.2	-2.6	7.8	-3.6
15	11.0	2.0	9.2	0.0	13.5	1.3	9.9	0.0	13.2	0.0
16	9.5	2.5	8.0	0.0	10.4	2.5	7.6	0.1	11.0	3.2
17	8.0	0.4	4.0	0.0	10.5	-0.5	5.5	-0.2	8.0	0.5
18	5.0	-1.2	4.0	-2.1	7.0	-1.0	3.2	-2.3	6.0	0.0
19	6.5	-1.4	3.5	-4.2	7.5	-1.4	3.9	-3.2	6.4	-2.2
20	9.0	-1.2	5.5	-3.5	9.8	-3.5	6.5	-2.5	8.4	-4.0
21	9.7	4.4	8.0	2.2	11.0	4.6	8.6	2.5	11.0	5.2
22	11.6	6.3	9.5	3.2	12.5	7.6	9.5	2.7	12.6	6.0
23	7.2	4.4	6.6	3.0	10.3	5.6	6.1	2.3	10.4	4.6
24	12.0	4.4	10.4	3.2	13.0	5.2	10.6	2.9	12.0	3.6
25	16.0	10.2	14.5	8.8	17.8	11.5	15.0	8.8	17.6	11.2
26	16.0	11.5	13.8	8.6	18.8	10.0	13.8	9.7	17.2	11.4
27	14.0	6.5	12.5	5.0	15.2	8.0	13.2	5.1	15.0	6.4
28	13.8	8.2	13.2	5.4	15.5	8.0	13.6	5.5	15.2	6.4
29	16.0	4.2	12.0	0.5	16.0	5.0	12.1	0.5	17.4	2.0
30	12.2	4.4	12.2	2.0	15.8	3.0	12.1	1.5	13.8	2.8
Moyennes	12.3	3.6	10.8	1.6	13.9	2.9	10.5	2.0	13.3	2.7

TEMPÉRATURES <MAXIMA> ET <MINIMA>

Mai 1969

Jours de mois	LUXEMBOURG (VILLE)		CLERVAUX		ECHTERNACH		BERLÉ		ETTELBRUCK	
	MAXIMA	MINIMA	MAXIMA	MINIMA	MAXIMA	MINIMA	MAXIMA	MINIMA	MAXIMA	MINIMA
1	12.5	7.2	9.5	5.8	14.3	8.0	9.6	5.8	14.6	4.6
2	22.5	8.0	20.0	5.7	24.0	5.8	19.5	7.4	23.4	5.4
3	21.6	12.0	18.3	10.1	22.7	10.8	18.3	10.3	21.2	11.4
4	18.2	10.0	15.5	7.2	19.5	9.4	15.1	7.4	19.4	11.2
5	20.5	9.0	18.0	6.0	23.0	11.5	18.1	5.1	21.4	7.6
6	12.1	9.2	15.5	7.8	15.5	11.0	14.3	6.5	15.4	9.2
7	14.8	5.2	13.5	5.1	17.4	7.5	13.8	5.0	15.2	6.4
8	15.5	9.0	13.0	7.1	17.2	7.6	12.8	7.5	16.2	6.2
9	16.5	6.0	15.0	4.2	18.2	5.5	14.9	5.4	17.2	4.2
10	14.5	6.0	13.0	2.5	16.2	4.2	12.2	3.8	15.4	2.2
11	20.5	11.3	18.0	9.7	21.4	10.5	17.4	10.2	21.2	9.2
12	27.0	8.2	25.7	6.0	28.0	7.3	24.1	10.4	27.0	6.4
13	29.3	14.5	27.0	14.4	30.0	9.5	26.5	14.3	29.0	9.4
14	28.0	16.0	27.0	14.3	30.5	12.0	26.1	14.1	29.8	11.2
15	20.0	11.0	21.0	8.3	22.8	11.0	16.7	8.5	20.2	10.4
16	16.5	8.0	15.0	7.4	17.5	10.0	14.0	6.4	16.6	10.4
17	16.2	7.0	12.5	6.1	16.8	8.0	12.7	5.5	15.4	6.6
18	13.0	6.2	10.4	7.0	14.5	6.5	9.7	2.6	14.8	5.6
19	10.8	3.0	7.5	2.2	12.2	4.5	7.8	1.5	11.8	3.4
20	13.0	1.8	9.7	-0.5	13.0	0.2	10.2	0.0	12.4	0.0
21	16.5	5.4	14.5	3.8	18.0	4.0	14.3	4.0	16.8	3.4
22	19.6	6.0	16.0	2.4	21.0	2.6	16.0	5.7	19.2	2.4
23	22.0	7.2	20.0	5.5	23.8	4.0	19.5	5.3	22.6	9.0
24	25.6	10.5	24.4	10.8	27.8	6.5	23.3	9.9	27.2	7.4
25	20.0	12.0	23.0	10.6	22.5	12.3	18.2	10.4	21.5	8.6
26	15.5	8.5	13.5	6.9	18.0	9.5	13.4	6.4	17.0	8.0
27	18.0	5.5	16.0	3.8	21.2	3.0	14.7	4.3	17.6	4.4
28	17.0	11.6	15.0	10.0	18.9	10.4	14.7	10.0	18.6	8.4
29	20.0	10.0	16.4	8.2	20.8	11.2	17.3	8.3	20.4	10.2
30	16.0	11.3	16.4	8.2	18.0	9.0	14.5	8.8	17.2	8.4
31	13.5	9.5	12.5	7.9	15.3	9.2	11.9	8.0	14.0	8.2
Moyennes	18.5	8.6	16.5	6.9	20.0	7.8	15.9	7.0	19.0	7.0

Juin 1969

Jours de mois	LUXEMBOURG (VILLE)		CLERVAUX		ECHTERNACH		BERLÉ		ETTELBRUCK	
	MAXIMA	MINIMA	MAXIMA	MINIMA	MAXIMA	MINIMA	MAXIMA	MINIMA	MAXIMA	MINIMA
1	16.6	10.0	14.0	8.1	18.5	10.5	14.5	8.1	16.8	9.2
2	16.0	7.2	15.0	6.3	17.0	8.5	14.0	6.0	16.8	7.4
3	10.5	7.4	11.0	5.1	13.0	6.5	10.5	5.5	14.4	5.5
4	11.5	4.0	9.0	3.2	13.5	5.0	10.0	2.5	13.2	3.4
5	14.0	5.0	11.5	3.1	15.4	6.0	11.5	3.0	15.2	4.8
6	13.0	6.0	11.5	3.9	11.8	7.5	11.5	3.3	14.0	5.8
7	15.8	5.7	14.0	5.2	17.0	7.8	14.6	5.0	16.2	5.6
8	23.5	12.4	21.5	10.9	25.5	8.5	20.5	10.0	23.4	5.8
9	24.8	10.5	24.5	9.8	26.2	7.5	20.9	8.9	24.6	7.2
10	26.0	12.2	23.0	9.9	27.0	7.3	24.9	10.0	24.8	7.5
11	25.0	12.4	22.0	10.0	26.2	8.5	21.5	9.9	24.5	9.5
12	25.6	13.5	23.5	10.0	26.8	9.3	23.1	11.4	26.2	9.8
13	27.0	14.0	24.0	10.0	26.4	9.5	24.1	13.1	27.4	10.0
14	26.2	12.4	23.5	9.3	26.8	11.5	23.1	10.5	25.8	10.8
15	27.0	12.0	24.8	8.8	28.0	12.0	23.5	12.3	27.8	11.8
16	24.5	14.5	22.5	12.0	26.3	12.5	22.0	12.4	24.8	10.0
17	19.8	11.6	18.0	9.1	21.0	12.5	17.0	9.5	20.4	11.2
18	16.4	12.8	15.5	10.9	19.5	10.5	14.9	10.5	17.8	9.5
19	17.0	12.0	15.0	10.5	17.5	12.5	15.7	10.5	17.8	11.2
20	15.5	8.0	13.5	4.0	18.0	7.8	13.1	6.7	16.4	5.5
21	20.4	11.0	17.0	8.9	21.5	11.3	17.2	9.4	20.2	10.2
22	20.2	11.5	18.0	9.4	22.0	12.0	16.1	9.1	19.4	9.8
23	21.0	12.5	20.0	11.6	23.6	9.5	19.9	11.5	22.4	9.6
24	12.5	11.3	16.2	10.0	14.5	12.5	15.5	9.4	14.2	11.8
25	13.0	8.9	12.0	7.5	14.5	9.8	11.9	7.9	16.2	10.0
26	18.5	10.2	17.0	8.9	21.0	11.5	17.0	8.6	19.8	9.5
27	18.6	9.0	17.0	5.2	21.5	7.5	17.2	7.4	18.4	8.2
28	18.2	8.4	16.0	5.3	19.5	7.5	16.0	5.4	19.0	8.8
29	20.8	9.0	18.0	15.0	23.0	7.3	19.0	6.5	22.4	7.2
30	23.0	10.5	20.5	7.1	25.2	8.5	20.6	9.0	23.0	9.4
Moyennes	19.4	10.2	17.6	8.3	20.9	9.3	17.4	8.4	20.1	8.2

TEMPÉRATURES <MAXIMA> ET <MINIMA>

Juillet 1969

Jours du mois	LUXEMBOURG (VILLE)		CLERVAUX		ECHTERNACH		BERLÉ		ETTELBRUCK	
	MAXIMA	MINIMA	MAXIMA	MINIMA	MAXIMA	MINIMA	MAXIMA	MINIMA	MAXIMA	MINIMA
1	24.6	13.5	23.0	8.9	26.8	9.6	22.4	11.6	25.4	9.8
2	26.4	13.4	24.5	10.7	27.5	16.5	24.5	13.1	27.2	10.6
3	26.8	15.0	25.0	10.8	28.5	12.5	23.0	12.8	26.4	11.6
4	24.2	15.5	24.0	10.9	26.6	14.5	22.6	12.5	25.8	14.6
5	25.6	15.0	23.0	10.9	27.5	12.5	23.1	13.4	26.6	12.2
6	24.5	14.0	22.5	10.9	25.8	12.2	20.7	11.5	25.4	13.0
7	13.0	10.0	13.0	8.2	14.0	11.0	16.9	8.0	14.4	12.2
8	14.5	8.0	13.0	6.5	17.0	7.5	12.6	6.5	16.2	6.5
9	16.0	<u>7.2</u>	13.0	<u>6.0</u>	17.0	7.3	13.5	<u>5.9</u>	16.6	<u>5.4</u>
10	17.5	<u>8.5</u>	13.0	<u>6.0</u>	19.0	<u>7.2</u>	14.5	<u>6.5</u>	17.2	<u>7.4</u>
11	14.5	10.5	14.0	8.0	15.6	9.0	14.1	8.5	16.4	8.6
12	20.5	11.0	15.2	8.0	18.3	8.0	15.0	9.6	18.6	11.2
13	23.0	13.0	21.0	12.4	24.8	14.5	21.2	12.3	23.8	10.8
14	25.0	13.0	23.0	10.0	26.3	12.2	22.5	10.6	25.2	12.0
15	26.5	13.0	24.5	12.0	28.5	10.5	24.0	12.0	27.8	11.8
16	30.0	15.0	27.0	15.0	31.0	10.0	26.5	14.4	30.2	10.4
17	26.0	19.4	24.9	16.4	28.0	15.5	23.3	15.8	26.2	14.6
18	26.0	15.5	22.5	13.0	27.0	12.5	22.9	13.4	26.6	13.2
19	27.0	13.5	24.5	10.0	28.4	11.4	24.8	12.1	25.4	13.2
20	23.0	15.4	25.0	10.0	25.0	12.5	20.5	13.5	24.4	11.6
21	22.5	14.5	20.5	13.0	25.5	13.2	20.0	12.7	25.8	13.4
22	29.0	14.0	26.5	10.9	30.5	13.0	26.2	13.5	28.4	11.2
23	31.8	17.0	28.5	15.8	32.0	14.2	28.4	15.9	31.4	13.6
24	<u>32.2</u>	18.8	<u>30.4</u>	15.8	<u>33.5</u>	16.4	<u>29.2</u>	18.9	<u>32.4</u>	14.6
25	26.8	17.0	25.0	16.6	30.0	16.0	25.6	16.5	28.2	16.4
26	29.0	18.5	25.6	17.0	29.8	19.3	25.4	16.5	28.8	16.0
27	26.0	18.5	24.0	17.0	28.6	19.0	24.2	16.4	25.2	17.0
28	30.0	17.0	27.4	15.1	32.0	16.0	27.0	15.0	30.4	14.6
29	25.0	17.2	24.0	16.0	26.8	16.2	23.0	15.3	26.2	16.4
30	21.8	13.5	20.0	12.5	23.2	15.5	19.8	12.5	22.6	14.8
31	24.2	16.0	22.3	12.5	25.0	14.0	21.9	15.3	24.8	15.2
Moyennes	24.2	14.2	22.2	11.8	25.8	12.9	21.9	12.7	24.9	12.4

Août 1969

Jours du mois	LUXEMBOURG (VILLE)		CLERVAUX		ECHTERNACH		BERLÉ		ETTELBRUCK	
	MAXIMA	MINIMA	MAXIMA	MINIMA	MAXIMA	MINIMA	MAXIMA	MINIMA	MAXIMA	MINIMA
1	27.5	15.5	25.0	14.0	29.5	13.4	24.4	13.5	28.2	13.0
2	28.5	18.0	26.2	14.0	30.2	13.3	26.1	16.2	29.4	14.6
3	25.5	15.3	23.4	13.5	27.6	15.0	23.2	13.3	26.4	14.0
4	29.4	13.5	26.4	10.8	29.8	11.5	25.6	12.8	29.2	11.0
5	<u>30.0</u>	16.0	<u>28.5</u>	12.8	<u>31.3</u>	11.5	<u>27.2</u>	16.0	<u>31.2</u>	13.6
6	27.0	17.6	22.6	14.7	29.2	14.5	22.6	15.2	27.4	12.2
7	26.5	14.5	23.5	12.0	28.4	12.0	22.9	11.9	26.8	12.8
8	27.4	13.0	25.2	11.3	29.2	9.2	24.0	11.8	27.4	13.0
9	28.5	15.0	26.8	13.9	30.5	10.0	25.9	13.9	28.2	9.4
10	29.0	14.8	27.0	15.1	31.0	10.2	27.0	14.9	29.4	9.8
11	28.2	13.5	26.0	13.0	30.0	9.5	26.6	13.4	27.4	9.8
12	19.0	13.5	20.8	11.1	22.5	10.0	19.0	14.0	21.2	10.4
13	23.8	14.6	21.6	12.5	25.0	15.4	21.4	11.4	24.6	14.2
14	25.0	13.5	24.2	12.1	26.5	11.5	23.5	11.9	25.8	10.6
15	21.0	16.0	20.0	14.6	23.0	16.6	19.0	14.3	23.4	14.2
16	17.7	14.2	17.5	13.1	20.2	15.5	18.6	12.5	20.0	15.2
17	17.8	14.5	16.0	13.0	19.5	15.5	16.7	12.8	19.6	13.4
18	19.4	14.0	17.6	13.0	21.5	14.0	18.6	12.2	20.4	14.2
19	21.5	14.0	20.5	12.0	22.5	12.2	21.4	12.5	22.4	12.0
20	22.4	15.4	17.3	12.8	24.8	14.2	18.5	11.3	21.2	14.4
21	16.5	9.5	15.0	7.7	17.0	8.5	14.2	8.0	17.6	8.8
22	16.0	9.8	15.5	8.0	18.2	8.7	15.2	7.2	16.6	7.4
23	15.5	<u>7.8</u>	13.4	7.2	17.0	8.4	14.5	6.3	17.0	6.8
24	13.5	8.4	11.4	<u>5.5</u>	14.8	7.0	12.5	6.5	15.4	<u>6.2</u>
25	16.0	8.4	14.6	6.0	18.0	9.5	13.2	<u>6.2</u>	16.8	8.4
26	13.0	9.0	15.0	6.0	15.5	9.4	11.9	8.4	14.8	9.2
27	16.5	9.0	14.0	6.0	17.5	8.5	15.0	7.5	17.8	8.8
28	13.4	10.0	12.5	7.1	15.4	10.4	12.2	7.7	16.4	9.8
29	14.4	10.2	13.0	9.7	16.0	11.5	13.0	9.3	15.6	10.0
30	17.0	10.2	15.6	9.0	19.5	10.5	16.4	9.7	17.8	9.0
31	20.4	10.0	18.0	6.5	21.7	9.0	17.6	7.5	21.4	6.6
Moyennes	21.5	12.8	19.8	11.0	23.3	11.5	19.6	11.3	22.4	11.2

TEMPÉRATURES <MAXIMA> ET <MINIMA>

Septembre 1969

Jours du mois	LUXEMBOURG (VILLE)		CLERVAUX		ECHTERNACH		BERLÉ		ETTELBRUCK	
	MAXIMA	MINIMA	MAXIMA	MINIMA	MAXIMA	MINIMA	MAXIMA	MINIMA	MAXIMA	MINIMA
1	22.4	9.5	19.5	8.0	23.0	8.0	19.4	7.9	22.6	5.5
2	22.3	10.4	16.5	7.8	20.6	8.0	17.0	8.0	20.6	8.6
3	17.0	10.5	17.5	8.4	19.2	9.5	17.0	8.3	19.0	9.2
4	21.0	10.4	14.5	8.1	20.0	8.0	14.6	8.0	20.0	8.4
5	21.2	9.0	18.5	6.4	22.2	7.0	18.2	7.1	19.6	5.6
6	23.4	9.8	20.5	8.0	24.3	6.5	20.2	7.0	21.2	6.8
7	22.8	11.5	22.5	10.0	24.8	8.5	20.4	10.2	23.4	7.2
8	25.0	11.5	22.0	9.9	25.5	8.0	21.5	9.3	24.8	7.2
9	21.6	11.0	20.5	8.0	23.0	9.3	19.5	10.6	21.6	7.6
10	20.0	14.5	19.0	12.0	21.5	14.2	18.3	10.5	22.0	9.4
11	24.0	13.0	21.5	11.2	24.0	12.0	21.3	10.5	24.2	8.6
12	26.0	11.2	24.0	11.2	27.0	10.3	23.0	12.6	26.8	8.2
13	26.5	14.0	24.3	13.4	27.5	11.4	23.4	12.9	26.2	8.4
14	18.0	13.5	18.0	12.3	20.3	10.8	18.0	13.0	20.8	9.0
15	14.5	12.6	14.5	11.2	16.7	13.5	13.8	11.4	16.4	11.0
16	18.0	13.4	16.0	12.5	19.5	11.5	16.6	11.9	18.4	14.0
17	20.0	9.4	19.0	8.0	22.5	10.0	19.2	9.4	20.4	8.8
18	17.2	11.1	15.5	9.0	19.4	10.2	16.0	10.0	18.4	7.0
19	18.8	8.6	15.0	6.9	19.0	8.0	15.8	7.0	19.6	5.6
20	19.6	4.5	17.5	1.6	19.0	5.0	17.7	4.2	19.4	0.6
21	15.2	7.0	13.5	2.8	16.0	6.0	12.9	5.7	20.0	3.2
22	16.5	13.5	15.5	12.6	18.0	10.0	15.7	12.2	19.0	10.2
23	21.2	13.2	17.4	8.0	21.8	11.0	19.0	10.4	21.0	12.2
24	22.0	9.1	19.5	8.4	24.0	8.5	19.8	8.0	23.2	6.0
25	19.5	13.2	18.0	10.0	21.3	10.0	18.7	11.5	21.2	9.0
26	18.0	9.4	15.5	6.6	19.3	9.0	16.0	7.3	18.2	7.4
27	14.4	8.6	12.5	7.0	16.0	6.0	12.2	6.0	19.0	5.6
28	17.0	3.0	13.0	0.1	17.5	3.5	13.4	2.7	18.4	0.5
29	16.2	6.4	13.2	4.7	18.5	3.5	14.0	7.0	16.2	1.4
30	18.5	10.0	14.5	8.6	19.2	11.2	16.0	6.8	18.2	10.4
Moyenne	19.9	10.4	17.6	8.4	21.0	8.9	17.6	9.0	20.7	7.4

Octobre 1969

Jours du mois	LUXEMBOURG (VILLE)		CLERVAUX		ECHTERNACH		BERLÉ		ETTELBRUCK	
	MAXIMA	MINIMA	MAXIMA	MINIMA	MAXIMA	MINIMA	MAXIMA	MINIMA	MAXIMA	MINIMA
1	12.0	5.0	11.2	1.5	14.0	3.5	10.5	3.0	13.4	2.0
2	12.0	3.5	10.2	0.5	13.2	1.4	10.6	1.0	16.6	5.4
3	18.0	10.0	16.0	8.1	19.0	8.0	16.5	9.0	19.2	0.4
4	18.0	8.5	17.4	9.0	17.7	8.5	17.2	9.0	18.2	8.6
5	21.0	8.0	18.5	8.7	22.3	4.5	19.0	8.0	19.6	5.6
6	23.0	5.5	20.0	4.1	23.0	5.5	20.5	6.5	20.8	4.6
7	19.5	6.5	20.0	3.6	20.6	6.4	21.5	8.9	22.2	3.4
8	20.0	10.5	20.1	9.9	20.8	9.8	20.0	8.5	21.2	9.0
9	19.5	6.8	20.5	6.4	21.5	6.6	20.5	9.0	20.8	5.6
10	18.5	5.6	18.0	1.9	18.2	5.3	17.4	2.9	17.2	4.4
11	17.5	7.2	17.5	4.9	18.0	6.0	16.6	6.1	17.8	5.2
12	9.0	7.0	12.0	7.8	13.5	3.5	10.7	6.4	16.6	4.8
13	17.6	8.0	13.4	6.2	18.4	9.5	14.4	6.4	17.4	6.2
14	17.0	6.4	16.0	4.8	19.0	4.8	15.5	6.0	17.6	4.0
15	19.5	10.0	17.5	8.3	19.6	8.5	18.1	8.2	19.2	6.4
16	15.6	6.0	17.5	3.7	16.4	4.5	16.2	6.3	16.2	3.0
17	19.5	5.5	18.0	3.6	20.3	6.0	17.2	7.0	19.8	1.4
18	16.5	5.0	17.0	5.1	17.0	4.2	16.9	6.7	18.2	2.2
19	16.5	5.0	17.5	0.4	16.0	4.0	19.0	2.9	17.6	3.8
20	21.0	5.4	20.4	6.5	19.8	5.5	20.6	7.3	19.2	4.4
21	20.0	7.8	20.0	8.6	20.6	7.5	19.5	9.9	21.0	5.0
22	16.8	6.5	17.0	5.6	17.3	6.5	16.9	6.8	17.4	4.6
23	15.0	11.0	14.3	9.9	16.0	9.0	13.9	10.6	17.4	9.4
24	12.3	10.0	12.5	7.2	14.2	6.5	11.8	6.3	14.0	8.4
25	11.5	4.4	10.4	3.9	13.8	2.4	11.1	4.0	14.4	1.0
26	12.0	8.0	11.6	7.0	13.0	8.5	12.1	7.0	15.2	6.0
27	14.2	9.0	12.4	7.9	15.0	8.8	12.5	8.3	14.8	5.4
28	16.4	9.3	15.0	6.8	16.5	6.0	14.0	8.5	17.2	8.0
29	13.0	3.5	10.0	-0.5	14.4	3.0	11.2	5.1	13.8	1.8
30	9.4	2.0	8.0	1.7	11.5	-0.8	8.4	1.4	12.0	-2.0
31	9.5	2.5	9.5	2.0	11.5	1.0	9.4	1.9	13.6	0.0
Moyenne	16.1	6.7	15.4	5.3	17.1	5.6	15.5	6.4	17.4	4.5

TEMPÉRATURES <MAXIMA> ET <MINIMA>

Novembre 1969

Jours du mois	LUXEMBOURG (VILLE)		CLERVAUX		ECHTERNACH		BERLÉ		ETTELBRUCK	
	MAXIMA	MINIMA	MAXIMA	MINIMA	MAXIMA	MINIMA	MAXIMA	MINIMA	MAXIMA	MINIMA
1	11.2	1.0	10.7	4.0	12.6	0.5	10.6	3.7	13.2	2.0
2	9.0	-1.0	10.5	-2.0	9.5	-0.2	9.0	-0.1	12.2	-1.0
3	11.5	8.2	11.4	6.3	13.6	8.5	10.6	6.4	13.8	8.2
4	13.4	7.6	12.0	5.0	15.0	11.5	11.7	4.5	14.8	8.4
5	6.6	1.5	10.8	0.0	0.5	1.5	4.9	-0.1	11.4	1.0
6	5.0	-3.0	9.8	-4.0	5.5	-2.5	4.7	-4.2	5.2	-3.4
7	9.4	-0.5	7.8	-1.5	9.8	-5.8	8.0	-2.2	7.8	-3.6
8	8.8	5.4	9.0	3.2	10.6	6.5	9.0	3.5	9.4	2.6
9	9.6	4.6	8.8	3.0	11.5	6.0	8.8	3.2	10.4	5.2
10	10.0	4.4	8.4	3.0	11.5	5.5	8.6	2.5	11.6	5.0
11	14.4	9.0	11.8	8.0	15.2	10.2	11.8	7.6	14.2	9.0
12	12.5	7.5	12.0	6.6	15.0	8.5	12.0	6.3	14.4	5.4
13	10.0	6.2	7.0	4.0	11.2	5.5	7.2	4.5	14.8	3.6
14	8.3	4.8	9.8	3.6	9.5	5.0	7.3	3.4	9.8	1.0
15	7.5	3.2	7.0	1.0	9.5	-1.0	5.3	0.5	9.8	0.0
16	8.5	4.2	8.6	1.0	9.6	3.7	6.3	1.3	10.0	3.2
17	5.5	1.6	6.4	2.4	7.4	5.5	6.6	0.9	6.8	2.4
18	2.0	-0.5	2.0	-1.0	4.4	-1.5	1.6	-1.2	4.4	0.0
19	7.4	0.4	7.4	-0.5	9.3	2.0	7.2	-1.1	8.4	1.0
20	9.0	5.0	8.0	2.2	10.5	7.0	8.1	2.5	10.2	5.0
21	9.0	5.0	7.5	0.5	10.5	1.5	7.1	1.1	9.8	1.2
22	9.6	7.0	8.0	5.3	10.5	5.8	8.1	5.3	10.0	4.2
23	9.0	7.3	9.5	5.8	9.8	6.0	9.6	5.2	9.6	4.8
24	7.8	0.2	8.5	-1.0	7.5	0.5	8.4	-1.0	8.0	1.2
25	1.6	-1.0	0.5	-2.0	3.0	-2.0	0.0	-2.3	3.0	-0.6
26	0.4	-1.5	-0.8	-3.0	2.2	-0.5	-1.0	-3.7	2.0	-1.6
27	1.0	-4.2	-0.5	-5.0	2.5	-2.5	-0.2	-5.0	5.6	-3.0
28	4.8	0.5	2.8	-1.0	5.8	1.0	2.8	-1.2	5.8	0.8
29	-1.5	-5.0	-3.0	-5.8	0.6	-3.0	-1.3	-7.2	4.8	0.0
30	-0.6	-6.5	0.0	-8.5	-0.5	-7.0	-2.1	-7.6	2.2	-8.0
Moyennes	7.3	2.4	7.0	1.0	8.4	2.5	6.4	0.8	9.1	1.8

Décembre 1969

Jours du mois	LUXEMBOURG (VILLE)		CLERVAUX		ECHTERNACH		BERLÉ		ETTELBRUCK	
	MAXIMA	MINIMA	MAXIMA	MINIMA	MAXIMA	MINIMA	MAXIMA	MINIMA	MAXIMA	MINIMA
1	-2.0	-6.0	0.0	-10.0	-2.0	-7.5	-1.5	-8.5	0.0	-8.6
2	-0.5	-6.4	0.0	-12.0	1.4	-8.5	-0.8	-8.1	0.0	-9.4
3	2.0	-1.0	3.0	-3.0	3.0	-1.6	2.5	-1.6	3.2	-1.0
4	2.0	-3.5	2.5	-4.4	2.3	-1.0	2.1	-5.8	2.8	-4.2
5	0.0	-6.2	-1.0	-7.2	1.4	-8.6	-1.3	-6.6	1.2	-7.6
6	-2.5	-3.5	-3.0	-5.6	0.2	-4.0	-2.9	-5.8	-0.2	-5.6
7	-2.5	-7.0	-5.0	-10.0	-1.0	-7.0	-3.7	-8.5	-2.0	-7.4
8	-1.2	-4.5	-2.2	-7.0	-0.8	-3.6	-1.6	-6.5	-1.4	-4.6
9	0.0	-4.0	0.0	-4.0	1.6	-5.0	-0.8	-5.3	0.0	-5.6
10	-1.2	-6.8	-1.4	-9.0	0.0	-8.5	-2.2	-9.6	0.0	-8.6
11	-0.3	-2.0	-1.4	-3.0	0.5	-1.0	-1.3	-2.6	0.4	-1.0
12	-0.3	-3.0	-1.0	-2.0	0.6	-0.8	-1.0	-3.0	0.6	-1.0
13	-2.3	-4.2	-1.5	-4.5	-0.5	-3.0	-2.9	-4.4	2.0	-1.2
14	-2.0	-2.5	-2.0	-4.0	-0.5	-1.5	-2.8	-3.9	1.0	-1.6
15	2.5	-2.0	1.0	-4.0	4.0	0.0	0.8	-3.0	3.0	-0.4
16	1.0	-1.0	0.0	-4.4	2.5	-0.5	-0.2	-3.8	2.2	-0.5
17	-1.0	-3.0	-3.5	-6.5	0.5	-2.5	-2.3	-5.6	0.8	-3.2
18	-3.0	-5.0	-3.0	-8.0	-0.5	-4.5	-3.0	-7.8	-1.0	-4.4
19	-4.6	-8.4	-7.0	-12.0	-2.5	-9.0	-6.7	-10.5	-3.2	-9.4
20	-5.0	-8.0	-5.8	-12.0	-3.2	-7.5	-6.7	-11.0	-2.0	-10.2
21	-6.0	-9.4	-7.1	-11.5	-4.0	-7.5	-7.1	-10.7	-3.4	-9.0
22	-1.3	-6.3	-2.8	-7.0	-0.4	-4.5	-2.8	-7.2	1.4	-7.6
23	5.0	-1.8	3.5	-3.0	3.5	-0.8	2.2	-3.3	3.4	-0.4
24	2.0	0.6	1.5	-0.2	4.0	-1.0	1.5	-0.5	3.2	0.0
25	2.5	1.2	1.8	0.1	4.5	1.3	1.5	0.3	4.4	0.0
26	2.5	-1.0	2.5	-2.0	3.2	-1.0	1.5	-3.0	3.4	0.0
27	-1.0	-3.6	-1.8	-5.0	0.0	-2.5	-1.2	-5.0	-0.6	-3.2
28	-4.5	-5.0	-5.0	-7.0	-0.6	-4.0	-4.2	-6.7	-1.0	-4.4
29	-2.5	-6.0	-3.8	-6.0	-0.5	-3.2	-4.0	-6.5	-1.0	-3.8
30	-2.0	-6.0	-3.5	-7.0	-1.5	-4.0	-3.2	-5.9	-1.2	-4.5
31	-3.0	-5.0	-5.5	-7.0	-2.0	-3.5	-5.6	-7.0	-1.4	-4.8
Moyennes	-1.0	-4.0	-1.6	-6.0	0.4	-3.8	-1.9	-5.7	0.5	-4.3

TEMPÉRATURES <MAXIMA> ET <MINIMA>

Janvier 1969

Jours du mois	LUXEMBOURG AEROPORT		GREVENMACHER		ESCH/ALZETTE		CLEMENCY		HULDANGE	
	MAXIMA	MINIMA	MAXIMA	MINIMA	MAXIMA	MINIMA	MAXIMA	MINIMA	MAXIMA	MINIMA
1	-0.8	-5.0	1.0	-5.5	-0.2	-5.0	-0.1	-5.1	1.0	-5.0
2	3.0	-0.8	3.2	-2.0	3.2	-0.5	2.2	-1.7	1.5	0.0
3	3.1	-0.3	4.2	1.0	3.9	0.8	3.0	1.0	2.0	-0.9
4	-0.3	-2.0	1.4	0.0	1.3	-1.3	2.2	-1.6	-0.7	-3.0
5	-1.4	-2.6	1.4	-2.0	-0.6	-1.8	2.0	-1.8	-2.0	-3.5
6	1.2	-5.3	3.0	-4.0	1.6	-4.5	1.0	-4.4	0.5	-4.5
7	-0.5	-5.3	0.6	-5.4	-0.4	-3.8	0.2	-4.8	1.0	-3.0
8	-1.0	-3.7	0.5	-1.5	0.8	-2.3	1.0	-2.6	1.3	-2.0
9	1.1	-1.1	3.0	-0.5	2.3	0.0	1.4	-2.0	2.6	-0.8
10	-0.2	-3.7	2.2	-2.6	1.0	-1.8	0.2	-3.4	0.1	-3.5
11	0.7	-3.8	1.0	-4.5	2.0	-2.5	1.0	-3.2	0.1	-4.0
12	5.0	-1.6	6.5	-0.6	5.8	0.5	5.0	0.8	2.2	0.0
13	6.6	3.3	9.0	2.5	7.7	4.5	8.0	4.1	5.0	2.0
14	6.3	1.0	7.8	2.5	7.7	2.8	7.2	3.0	6.0	2.5
15	3.9	1.3	5.5	2.0	4.4	2.1	6.1	2.0	3.6	0.3
16	4.7	-0.1	6.4	4.0	4.9	1.7	5.0	2.1	3.5	1.5
17	2.5	-0.7	4.0	0.5	3.4	0.4	4.2	1.1	2.2	0.0
18	6.5	0.6	8.4	2.0	6.5	1.0	6.8	4.6	4.0	0.5
19	4.3	2.4	6.0	2.5	5.2	2.5	5.0	2.8	2.7	0.3
20	6.4	1.5	9.0	1.5	7.4	2.0	6.1	2.2	3.2	0.3
21	5.2	0.8	7.2	2.5	5.8	1.7	5.2	1.2	4.0	1.0
22	6.2	0.2	7.0	0.3	9.5	1.8	6.2	-0.4	7.0	1.5
23	9.9	4.9	11.5	3.6	9.6	7.5	9.2	3.4	8.0	6.0
24	6.7	3.8	5.6	2.4	9.6	6.2	8.4	3.2	6.4	1.8
25	9.4	5.8	9.8	4.6	8.6	7.4	8.5	2.5	6.8	5.5
26	8.6	1.3	11.0	5.5	9.0	5.8	8.2	5.5	7.0	3.6
27	5.8	0.8	7.5	1.0	7.1	2.9	7.2	2.0	4.5	1.5
28	6.7	1.8	7.0	1.6	7.3	2.3	7.1	2.2	5.1	3.9
29	6.3	1.5	8.5	4.4	7.0	2.5	7.2	3.0	5.3	2.0
30	5.1	2.3	6.5	3.2	5.0	3.0	6.2	2.0	4.5	1.2
31	5.1	0.4	7.0	5.4	6.0	3.3	6.0	3.0	4.0	1.7
Mois	4.1	-0.1	5.5	0.7	4.9	1.3	4.7	0.6	3.3	0.2

Février 1969

Jours du mois	LUXEMBOURG AEROPORT		GREVENMACHER		ESCH/ALZETTE		CLEMENCY		HULDANGE	
	MAXIMA	MINIMA	MAXIMA	MINIMA	MAXIMA	MINIMA	MAXIMA	MINIMA	MAXIMA	MINIMA
1	5.3	0.3	6.5	2.0	5.6	2.2	5.4	-1.0	3.8	-0.7
2	4.9	-2.6	5.6	-2.4	5.4	-0.5	5.2	-0.2	4.0	-3.0
3	1.1	-4.3	2.3	-2.0	5.2	-3.4	4.2	-5.4	-1.1	-5.0
4	1.0	-4.0	4.5	-4.0	1.5	-2.8	3.4	-5.2	1.0	-3.7
5	1.4	-4.3	4.0	-5.0	1.8	-4.0	2.2	-6.2	3.0	-6.0
6	0.4	-6.5	3.4	-4.0	0.8	-5.2	2.0	-9.0	0.0	-5.0
7	0.0	-5.2	1.5	-2.3	0.2	-4.7	1.0	-4.2	0.7	-4.5
8	-0.5	-6.8	1.5	-2.0	0.2	-3.6	0.3	-6.0	-0.3	-5.3
9	-3.4	-9.4	-0.5	-7.2	-2.9	-8.0	-0.1	-5.2	-3.5	-8.2
10	-1.3	-6.6	1.3	-7.0	-1.0	-5.9	-2.0	-9.2	-1.3	-11.0
11	-0.6	-4.4	1.6	-2.0	-1.1	-3.3	-1.6	-4.2	0.0	-5.0
12	1.9	-4.0	2.5	-2.6	1.0	-3.5	0.4	-5.0	-0.5	-4.8
13	-1.0	-11.8	-2.0	-8.0	0.2	-7.6	0.0	-6.2	-1.2	-10.0
14	-6.6	-14.2	-4.5	-15.5	-6.4	-13.4	-6.0	-15.2	-7.0	-16.5
15	-6.6	-11.6	-5.5	-10.0	-6.0	-10.7	-2.5	-13.5	-6.4	-13.2
16	-3.3	-8.2	-1.8	-7.5	-2.7	-8.0	-3.0	-11.5	-4.3	-9.5
17	-2.2	-6.2	-1.0	-5.0	-2.0	-4.4	-2.4	-10.2	-5.0	-7.5
18	-3.3	-8.8	-0.6	-7.5	-1.9	-6.5	-1.2	-9.2	1.5	-8.1
19	0.3	-4.4	1.0	-6.0	0.0	-3.5	0.0	-7.0	-0.5	-6.2
20	8.0	0.3	8.5	0.0	8.5	0.0	8.2	-3.0	5.6	-1.0
21	9.1	0.4	11.5	1.0	12.0	2.0	9.2	1.2	7.5	1.9
22	7.4	0.4	8.5	-3.0	8.5	3.5	8.2	1.0	6.3	2.2
23	6.9	-1.5	9.0	-1.0	8.0	1.0	7.8	-2.5	9.5	0.7
24	0.9	-3.2	3.8	-2.3	2.6	-0.7	7.0	-3.0	2.0	-3.0
25	5.6	0.6	7.0	0.8	6.6	2.0	6.5	-0.2	4.0	0.5
26	3.0	-3.1	4.0	1.0	4.8	0.0	5.2	-1.0	3.0	-3.0
27	0.2	-3.1	3.6	-0.5	0.6	-2.0	4.2	-8.2	-0.5	-4.5
28	8.3	-2.3	9.8	0.0	7.8	-0.9	8.0	-2.2	5.6	-2.4
Mois	1.3	-4.8	3.0	-3.6	2.0	-3.3	2.5	-5.4	0.9	-5.1

TEMPÉRATURES <MAXIMA> ET <MINIMA>

Mars 1969

Jours du mois	LUXEMBOURG AEROPORT		GREVENMACHER		ESCH/ALZETTE		CLEMENCY		HULDANGE	
	MAXIMA	MINIMA	MAXIMA	MINIMA	MAXIMA	MINIMA	MAXIMA	MINIMA	MAXIMA	MINIMA
1	1.6	-2.9	4.4	2.4	3.3	-0.3			3.9	-1.9
2	6.1	-3.8	8.2	-3.0	5.5	-2.3			5.0	-3.5
3	9.9	0.6	11.5	2.0	9.0	1.7			7.5	0.5
4	8.9	-1.4	10.0	-1.5	8.4	-0.9			8.5	-1.7
5	8.4	-3.6	10.0	-1.5	7.7	-2.4			7.5	-3.4
6	8.8	-3.3	10.6	-2.4	8.0	-2.7			8.3	-4.0
7	9.6	-2.4	11.5	-5.6	9.0	-2.4			10.6	-3.3
8	10.8	-2.9	11.7	-4.5	9.5	-2.9			11.0	-4.0
9	12.2	-1.8	13.5	-5.4	12.0	0.5			9.9	-2.0
10	10.9	-1.7	12.5	-3.0	11.1	-0.8			9.7	-2.5
11	9.7	4.0	10.4	4.5	9.7	6.5			8.3	4.0
12	10.4	2.5	12.2	5.0	12.0	6.0			9.0	4.0
13	13.5	5.8	14.5	6.0	13.7	7.5			12.2	5.5
14	12.6	7.1	14.3	8.0	13.0	8.5			11.2	6.6
15	9.2	2.0	10.0	8.5	9.6	5.6			9.3	4.0
16	4.9	0.8	8.4	2.5	5.5	1.6			4.0	0.0
17	5.9	4.0	7.2	5.5	6.0	4.5			4.7	3.0
18	9.3	3.7	12.0	5.4	10.1	5.0			7.8	2.6
19	9.1	2.4	10.0	6.0	9.0	4.7			10.0	4.0
20	4.5	0.8	6.0	2.0	5.9	1.9			6.0	1.0
21	8.1	-1.6	9.5	3.0	7.5	1.9			7.2	0.4
22	5.1	-3.4	6.5	-1.0	5.0	-2.1			3.8	-3.4
23	2.1	-1.8	3.8	-0.5	2.9	-0.6			2.0	-4.5
24	1.3	-1.6	4.0	0.5	2.1	-0.9			0.0	-2.3
25	2.1	-1.0	4.5	1.0	3.5	-0.4			1.0	-1.6
26	2.5	-0.4	4.0	1.5	2.0	0.2			0.5	-1.5
27	4.2	-2.7	6.0	0.5	3.5	-0.6			3.5	-2.1
28	3.4	-4.8	5.2	-3.0	2.8	-3.6			3.4	-5.0
29	4.6	-1.3	6.5	0.5	5.5	-0.8			3.2	-3.0
30	5.6	0.1	6.8	1.0	5.9	0.6			4.0	-0.5
31	10.1	4.8	11.0	3.0	10.8	0.5			7.0	4.0
Moyennes	7.3	-0.1	9.0	1.0	7.4	1.1			6.6	-0.9

pas d'observations

Avril 1969

Jours du mois	LUXEMBOURG AEROPORT		GREVENMACHER		ESCH/ALZETTE		CLEMENCY		HULDANGE	
	MAXIMA	MINIMA	MAXIMA	MINIMA	MAXIMA	MINIMA	MAXIMA	MINIMA	MAXIMA	MINIMA
1	7.1	-0.2	7.6	3.2	8.0	2.6	8.0	1.2	7.0	0.5
2	5.8	-1.7	7.4	-1.0	6.0	0.0	7.2	-0.2	5.0	-1.0
3	7.2	-0.4	9.0	1.5	7.0	0.5	7.4	-1.2	5.6	-2.1
4	10.7	-1.0	13.0	0.0	11.0	0.4	11.2	-2.0	9.6	-3.0
5	14.4	0.9	16.5	2.0	14.5	2.0	15.0	-0.1	13.0	-0.4
6	18.0	4.8	20.0	6.0	17.2	5.5	17.2	3.0	17.0	3.0
7	20.4	6.8	22.0	3.0	19.7	6.0	22.0	5.2	20.5	4.5
8	21.5	7.2	23.2	1.5	21.0	6.5	21.2	1.0	20.5	7.0
9	21.5	7.1	23.8	2.5	21.1	8.0	21.2	6.0	21.0	8.0
10	22.3	6.0	24.3	1.0	22.6	8.0	22.0	4.0	20.6	6.5
11	12.0	9.9	13.5	10.0	18.7	10.2	20.0	8.2	14.0	7.5
12	10.7	3.1	10.6	5.2	12.1	5.5	9.2	4.0	10.3	3.0
13	5.2	-1.6	8.0	2.4	6.3	0.9	12.0	-1.2	3.6	-1.0
14	7.0	-2.3	9.0	0.0	7.3	-0.1	12.2	-2.0	4.8	-3.4
15	11.1	1.2	12.8	2.5	11.6	2.3	15.2	1.0	9.5	0.0
16	9.7	0.7	11.0	4.3	10.5	2.7	14.2	2.4	7.9	-1.0
17	7.1	-0.5	8.0	0.5	11.0	2.1	12.0	-1.0	4.7	0.0
18	5.0	-1.8	7.2	-0.5	11.0	0.0	11.0	-1.6	3.2	-2.2
19	6.8	-2.5	7.9	-1.5	13.0	-2.0	10.2	-2.0	5.5	-3.5
20	8.0	-3.6	9.5	-2.0	8.1	-0.5	9.0	-0.2	6.5	-2.6
21	9.6	3.6	11.5	5.4	10.0	0.5	10.0	2.2	8.0	2.0
22	11.0	4.4	13.0	7.6	12.0	0.5	11.0	3.0	10.5	3.9
23	7.2	3.9	9.5	6.0	11.4	4.6	9.2	2.2	7.4	2.2
24	12.0	3.7	12.3	5.5	12.5	4.5	11.2	3.5	9.5	3.0
25	15.6	10.0	17.5	11.5	16.0	10.4	15.2	8.2	14.5	8.0
26	16.0	10.8	18.0	10.5	16.6	12.2	16.0	7.2	13.6	9.5
27	13.6	6.0	14.5	9.6	14.0	6.5	15.0	4.2	13.0	5.0
28	13.9	7.0	14.5	8.5	13.0	7.9	14.0	5.2	13.9	6.0
29	13.8	4.4	15.4	6.3	13.5	4.6	14.0	4.2	13.0	1.0
30	11.5	4.0	13.0	5.2	11.4	5.0	12.2	2.2	13.5	3.5
Moyennes	11.8	3.0	13.4	3.9	12.9	3.9	13.5	2.2	10.9	2.1

TEMPÉRATURES <MAXIMA> ET <MINIMA>

Mai 1969

Jours du mois	LUXEMBOURG AEROPORT		GREVENMACHER		ESCH/ALZETTE		CLEMENCY		HULDANGE	
	MAXIMA	MINIMA	MAXIMA	MINIMA	MAXIMA	MINIMA	MAXIMA	MINIMA	MAXIMA	MINIMA
1	12.4	6.6	14.8	9.0	12.6	7.0			10.7	6.0
2	22.5	8.0	23.5	5.5	21.6	9.1			20.0	5.5
3	20.8	11.0	22.2	13.0	20.1	11.8			18.8	10.5
4	17.7	8.6	20.2	11.0	16.3	8.8			17.0	7.0
5	20.6	7.0	20.0	10.5	19.5	7.0			19.0	4.5
6	13.6	6.7	15.0	11.5	16.5	9.0			12.0	7.5
7	15.1	4.8	17.5	7.6	14.1	5.5			14.0	5.3
8	14.5	5.6	17.0	7.5	15.0	8.7			14.0	7.5
9	17.3	5.2	16.5	6.0	17.0	6.6			15.9	5.0
10	14.3	4.1	16.0	4.0	14.0	7.3			13.0	5.0
11	20.3	10.4	21.4	10.0	20.0	11.5			17.5	10.0
12	26.4	9.6	28.0	7.0	26.2	10.2			25.0	9.0
13	28.4	13.6	30.0	10.0	29.3	16.6			27.3	11.2
14	28.2	13.4	30.5	13.0	27.5	17.4			27.0	14.2
15	19.6	10.4	21.6	10.5	19.5	11.0			21.5	8.0
16	15.8	7.2	18.4	12.0	16.5	7.8			13.0	6.5
17	15.0	6.3	18.8	8.0	15.4	5.7			13.0	6.5
18	11.7	3.6	13.8	7.2	12.2	5.6			11.8	2.5
19	10.6	1.8	12.5	4.5	11.5	3.2			6.5	0.7
20	11.6	0.4	14.0	2.0	12.0	2.6			9.8	0.5
21	16.3	4.2	17.6	5.0	16.5	2.6			14.0	3.5
22	19.6	5.6	20.5	3.5	19.2	2.9			17.7	4.0
23	21.9	6.9	23.5	3.6	21.6	6.9			20.0	4.0
24	25.4	10.6	27.4	7.5	24.6	12.4			23.2	10.0
25	20.5	10.9	22.4	12.4	18.5	11.7			20.3	11.0
26	15.2	4.8	17.0	11.0	15.1	7.8			14.0	6.0
27	18.4	4.3	20.0	3.6	18.4	6.1			15.0	5.0
28	17.2	9.6	18.8	14.0	18.3	6.3			16.0	9.2
29	19.7	9.3	21.0	11.5	19.5	9.6			17.7	8.2
30	16.5	9.0	17.5	9.5	15.5	10.0			15.5	9.5
31	13.9	8.6	15.5	10.0	13.0	9.1			12.3	8.0
Moyennes	18.1	7.4	19.7	8.4	18.0	8.3			16.5	6.8

pas d'observations

Juin 1969

Jours du mois	LUXEMBOURG AEROPORT		GREVENMACHER		ESCH/ALZETTE		CLEMENCY		HULDANGE	
	MAXIMA	MINIMA	MAXIMA	MINIMA	MAXIMA	MINIMA	MAXIMA	MINIMA	MAXIMA	MINIMA
1	16.8	8.1	18.5	11.5	16.5	9.6	16.2	9.0	14.5	8.5
2	15.6	6.0	18.0	8.0	16.0	7.1	15.0	5.4	14.0	6.2
3	10.9	6.5	12.6	7.5	12.0	7.8	12.2	5.0	11.0	6.0
4	11.9	3.1	13.5	5.4	12.4	4.5	12.0	2.1	10.3	3.4
5	13.5	5.0	15.0	6.0	13.5	4.8	14.1	4.6	13.0	4.5
6	11.2	6.0	11.8	8.0	12.0	6.6	13.0	3.2	12.0	4.3
7	16.1	6.2	17.0	8.0	15.0	7.0	16.2	5.2	15.2	5.3
8	23.3	12.0	25.0	9.0	23.0	12.0	26.0	10.0	22.5	10.0
9	24.1	9.8	25.6	7.5	23.4	10.8	23.2	8.2	22.5	8.5
10	24.8	11.6	26.8	9.0	24.5	11.8	25.0	10.0	23.7	9.0
11	24.0	11.0	26.2	10.5	24.5	12.5	24.0	10.2	22.6	8.5
12	25.4	13.6	27.0	10.0	25.2	14.0	25.2	12.2	24.5	11.0
13	26.6	13.9	26.0	10.6	26.0	13.4	25.6	10.2	25.7	13.0
14	26.9	11.7	26.5	12.5	25.4	12.3	26.2	7.2	24.9	9.5
15	27.8	11.3	28.0	12.4	24.5	13.4	26.0	8.2	25.6	11.0
16	24.1	12.8	26.2	12.0	24.5	14.2	24.0	9.2	22.7	11.8
17	20.5	11.1	21.5	12.5	19.1	11.3	22.0	9.0	19.6	9.4
18	17.5	11.8	21.5	11.0	16.0	12.5	20.0	10.0	16.0	11.5
19	17.1	9.0	18.0	12.9	17.4	11.4	18.2	9.0	15.7	10.5
20	15.6	7.3	18.5	8.0	15.0	9.2	16.2	4.0	14.3	5.2
21	20.2	9.9	21.5	12.0	19.3	10.9	18.2	7.2	17.5	7.0
22	20.3	10.1	22.0	12.0	20.1	11.5	20.0	9.2	18.5	9.8
23	22.1	11.3	23.5	10.4	21.5	13.9	21.0	9.0	20.2	10.2
24	14.0	10.7	14.6	12.0	16.0	10.7	18.2	9.2	18.0	10.6
25	13.3	9.2	14.0	10.0	12.5	9.0	16.0	7.0	12.0	8.0
26	19.3	9.9	20.4	10.0	18.5	10.5	18.0	7.2	17.5	9.0
27	21.2	8.2	21.0	7.0	18.0	9.4	17.0	5.2	16.6	7.2
28	18.3	8.2	19.5	8.5	18.6	8.5	17.2	4.2	16.3	6.0
29	20.8	8.9	23.6	8.0	20.5	9.0	20.2	5.2	20.5	5.7
30	24.6	11.1	24.2	7.5	22.7	11.0	23.0	6.0	21.7	8.0
Moyennes	19.6	9.5	20.9	9.6	19.1	10.4	19.6	7.4	18.3	8.2

TEMPÉRATURES <MAXIMA> ET <MINIMA>

Juillet 1969

Jours du mois	LUXEMBOURG AÉROPORT		GREVENMACHER		ESCH/ALZETTE		CLEMENCY		HULBANGE	
	MAXIMA	MINIMA	MAXIMA	MINIMA	MAXIMA	MINIMA	MAXIMA	MINIMA	MAXIMA	MINIMA
1	25.6	12.0	25.8	10.0	24.0	12.0	24.0	8.2	23.5	10.2
2	25.9	13.8	27.0	11.9	25.9	13.5	25.2	9.2	25.0	11.8
3	25.8	15.0	27.8	13.0	25.0	14.9	25.6	10.2	23.8	12.7
4	25.0	15.4	26.0	13.0	23.5	14.9	23.2	11.2	23.0	13.5
5	26.2	13.6	27.4	12.8	24.0	15.0	25.0	10.0	22.8	12.3
6	24.4	13.5	26.0	12.5	23.3	13.0	23.0	9.0	22.5	12.0
7	17.8	8.6	15.0	12.6	13.5	10.0	21.0	7.2	11.2	8.0
8	14.5	7.1	16.4	8.5	14.0	8.6	19.2	6.2	13.5	7.5
9	14.7	6.6	17.0	7.0	15.5	7.5	17.0	6.2	14.0	6.8
10	16.4	7.6	18.0	8.4	17.0	8.5	18.2	5.0	14.5	6.6
11	14.4	9.2	15.0	8.5	14.6	10.0	16.2	7.0	13.5	8.0
12	16.0	10.0	17.0	8.6	16.8	11.1	16.0	9.0	14.9	8.6
13	23.7	12.8	28.4	14.5	23.9	12.0	23.4	8.2	22.2	12.6
14	23.9	12.5	26.0	11.5	24.0	13.3	24.0	8.4	24.5	11.5
15	25.6	12.4	28.0	11.6	26.0	12.5	25.0	9.6	24.5	11.0
16	29.8	14.6	30.4	11.3	28.9	16.0	28.2	13.0	27.6	15.5
17	26.0	15.6	30.5	16.0	24.8	19.5	27.2	16.2	26.5	16.5
18	25.2	14.0	26.0	14.5	24.4	14.5	25.2	11.2	24.1	12.5
19	25.9	12.0	28.0	11.4	25.9	13.2	25.0	8.2	25.0	11.4
20	23.2	13.8	25.5	13.0	23.5	13.1	23.2	10.2	19.0	14.2
21	22.8	14.2	25.2	15.0	22.7	15.2	23.4	11.0	21.5	12.3
22	27.8	14.1	30.0	13.0	27.8	13.7	27.2	9.2	28.5	14.5
23	30.2	16.9	32.0	15.0	30.2	16.5	29.2	12.2	29.0	15.5
24	32.2	17.8	33.4	17.0	30.5	18.0	31.0	13.0	30.5	19.3
25	27.6	15.8	29.5	16.5	26.5	16.7	28.0	15.0	26.8	16.5
26	29.0	17.9	29.5	19.5	27.5	18.1	26.2	16.0	26.0	16.5
27	26.4	17.7	29.4	19.5	27.9	17.8	27.0	14.2	25.2	12.0
28	29.6	17.0	31.6	16.0	30.1	17.0	29.0	13.2	28.0	15.4
29	25.3	14.8	27.0	18.0	26.2	17.0	28.0	16.0	25.0	18.5
30	20.9	12.6	23.0	15.0	21.2	13.0	26.2	11.0	21.5	12.0
31	23.6	15.5	25.5	15.4	23.1	15.9	29.2	12.2	24.5	15.0
Moyennes	24.0	13.4	25.7	13.2	23.6	13.9	24.5	10.5	22.6	12.6

Août 1969

Jours du mois	LUXEMBOURG AÉROPORT		GREVENMACHER		ESCH/ALZETTE		CLEMENCY		HULBANGE	
	MAXIMA	MINIMA	MAXIMA	MINIMA	MAXIMA	MINIMA	MAXIMA	MINIMA	MAXIMA	MINIMA
1	26.6	15.2	28.0	14.5	26.5	14.5	25.2	12.2	25.5	13.5
2	28.8	14.2	31.0	14.6	27.7	17.9	26.4	13.0	27.2	17.8
3	26.3	13.9	28.0	14.2	25.5	14.3	25.0	12.0	24.0	13.5
4	28.6	14.3	30.5	12.0	31.0	14.0	28.1	8.2	27.2	13.0
5	30.2	16.3	31.6	16.0	30.9	11.1	29.0	11.2	28.0	14.8
6	26.8	16.4	29.5	15.5	27.5	16.9	27.2	13.2	23.0	14.8
7	25.6	14.3	27.6	14.0	27.0	13.4	27.0	11.2	25.5	12.0
8	26.4	13.2	28.5	11.2	26.6	11.7	26.2	9.0	26.2	10.7
9	28.5	14.6	30.0	12.0	28.5	14.5	28.0	12.0	28.0	12.6
10	29.9	15.9	30.6	12.0	28.7	14.0	28.2	9.2	29.0	13.0
11	28.3	14.7	29.5	11.2	28.0	13.0	27.4	9.0	27.8	13.8
12	20.0	13.9	22.5	11.0	22.1	15.5	26.0	11.0	24.0	14.0
13	23.2	13.0	25.6	11.4	23.5	14.6	24.2	11.0	21.5	11.8
14	23.8	13.6	22.0	12.6	24.1	13.7	24.0	10.2	25.5	11.6
15	20.6	14.4	24.0	16.5	20.6	16.4	22.0	9.2	21.5	14.5
16	18.0	13.6	23.5	15.4	17.5	13.4	20.2	12.0	17.0	13.0
17	17.3	13.8	27.4	15.3	19.0	14.3	18.2	12.2	16.3	12.5
18	19.7	12.6	21.2	14.4	20.0	13.9	20.2	12.0	18.6	12.5
19	22.3	13.1	22.0	12.6	22.1	13.5	23.0	10.0	21.0	12.0
20	23.5	10.0	25.4	14.5	22.9	14.8	22.4	13.0	17.5	12.7
21	16.4	7.8	18.0	10.5	15.5	10.8	21.0	8.4	16.0	8.6
22	16.8	9.0	18.0	10.0	15.5	10.0	19.2	7.0	14.8	7.2
23	16.8	7.6	16.0	8.0	15.6	8.3	18.2	6.0	14.4	7.0
24	15.0	7.3	15.4	8.5	15.0	8.5	17.0	6.2	12.0	6.3
25	16.7	8.1	18.0	9.0	15.3	8.4	16.0	6.4	15.5	6.2
26	13.8	8.5	16.0	10.0	14.0	10.5	14.0	6.2	12.0	8.0
27	16.8	8.2	17.4	9.0	16.7	8.6	16.2	6.2	14.6	8.0
28	12.5	8.7	14.5	11.0	13.9	9.2	14.2	7.0	11.5	7.2
29	14.7	10.0	15.7	11.3	15.4	10.0	14.0	8.0	13.0	9.3
30	18.0	9.8	17.0	11.0	17.8	11.1	17.2	8.2	17.5	9.6
31	20.3	10.9	21.5	11.2	20.0	11.0	19.4	7.0	20.1	8.9
Moyennes	21.7	12.2	23.4	12.3	21.8	12.6	22.1	9.6	20.5	11.3

TEMPÉRATURES <MAXIMA> ET <MINIMA>

Septembre 1969

Jours du mois	LUXEMBOURG AEROPORT		GREVENMACHER		ESCH/ALZETTE		CLEMENCY		HULDANGE	
	MAXIMA	MINIMA	MAXIMA	MINIMA	MAXIMA	MINIMA	MAXIMA	MINIMA	MAXIMA	MINIMA
1	21.1	10.4	22.2	8.0	20.6	9.3	21.0	6.2	21.2	8.0
2	19.6	9.8	21.0	11.2	18.7	10.5	20.0	8.2	17.5	7.8
3	17.3	9.6	19.0	11.0	17.0	10.5	19.0	8.2	16.5	7.0
4	18.8	10.2	21.0	9.0	20.0	10.7	20.0	9.0	14.8	7.6
5	19.8	9.1	22.1	7.0	20.2	8.2	20.2	6.0	20.0	7.0
6	21.8	10.1	25.0	8.2	22.4	8.9	22.2	8.2	22.5	8.0
7	22.0	11.0	24.5	10.0	22.8	10.4	22.2	7.2	22.7	9.0
8	23.3	11.2	25.4	9.5	23.4	10.1	23.2	8.0	24.0	9.3
9	21.6	11.4	23.0	9.0	20.9	11.8	21.2	6.2	21.5	11.0
10	20.2	12.8	23.0	14.2	19.8	13.9	20.2	12.0	18.6	12.5
11	23.6	11.5	25.5	12.5	23.5	11.4	23.0	6.2	21.0	12.0
12	25.9	12.0	27.0	10.5	25.5	12.4	25.0	7.0	24.0	13.0
13	26.0	13.0	28.0	10.4	26.0	16.1	25.2	7.2	24.0	13.7
14	18.4	13.2	20.0	11.5	20.6	12.4	19.0	10.2	19.5	12.0
15	14.0	12.2	15.5	11.0	15.1	12.4	17.0	10.2	14.0	11.0
16	19.3	11.6	19.5	10.5	18.5	12.1	20.2	11.2	17.0	12.5
17	20.7	10.2	21.6	10.0	20.8	10.0	20.0	5.2	19.6	9.9
18	16.3	11.0	18.0	10.0	18.9	11.0	18.2	0.0	14.6	9.0
19	17.3	8.0	19.7	10.0	17.0	9.5	17.2	7.2	17.8	6.0
20	20.8	6.3	20.5	3.0	19.0	4.7	20.0	1.0	18.3	4.5
21	15.2	5.9	17.0	4.6	18.5	8.5	18.2	3.2	15.0	4.2
22	17.6	12.8	19.6	13.3	17.0	12.9	17.0	11.2	15.0	11.4
23	20.1	10.6	21.0	10.5	19.9	12.4	20.0	12.0	17.7	7.0
24	21.2	9.8	23.3	10.0	21.7	9.4	21.0	5.2	20.0	8.2
25	19.8	9.6	23.2	10.6	19.1	13.5	19.2	8.2	18.4	10.5
26	18.5	8.5	19.5	9.0	16.8	8.8	18.0	5.0	16.0	9.4
27	14.3	6.1	16.4	9.2	15.4	10.4	16.2	6.2	12.2	8.0
28	15.6	3.6	17.6	5.4	15.5	4.5	15.0	4.8	13.5	3.0
29	17.3	5.1	17.5	4.5	15.1	9.0	15.8	6.2	13.0	5.3
30	18.6	8.9	18.6	11.0	17.2	9.6	17.2	8.2	15.0	8.5
Moyennes	19.5	9.8	21.2	9.5	19.6	10.5	19.7	7.0	18.2	8.9

Octobre 1969

Jours du mois	LUXEMBOURG AEROPORT		GREVENMACHER		ESCH/ALZETTE		CLEMENCY		HULDANGE	
	MAXIMA	MINIMA	MAXIMA	MINIMA	MAXIMA	MINIMA	MAXIMA	MINIMA	MAXIMA	MINIMA
1	11.9	3.8	13.4	4.5	13.5	5.7	16.2	2.0	10.5	1.0
2	11.7	2.2	13.2	3.0	12.0	3.5	15.2	1.0	10.0	1.0
3	18.8	9.6	20.5	11.0	17.6	10.4	17.0	8.2	15.8	8.0
4	19.1	8.3	18.2	8.5	17.5	7.7	18.2	5.0	19.0	8.5
5	20.3	7.3	22.0	5.5	20.0	7.9	19.2	9.0	18.0	8.0
6	22.7	7.8	22.4	5.6	21.0	7.1	20.2	9.2	20.6	9.5
7	19.7	8.0	19.5	7.7	20.6	6.6	20.2	9.0	20.6	8.0
8	20.7	9.8	20.0	8.4	23.0	10.0	21.0	9.0	22.6	11.0
9	18.8	8.4	19.0	7.6	17.5	8.3	19.2	5.8	22.6	8.6
10	18.8	4.3	17.6	7.0	16.5	5.5	18.0	6.0	18.5	5.5
11	16.8	7.5	16.5	8.6	15.9	7.5	17.0	8.2	19.0	5.8
12	9.0	7.9	11.0	5.0	12.6	7.8	11.0	6.2	14.5	7.5
13	17.9	6.9	18.5	8.0	16.8	7.8	15.2	6.0	13.0	6.3
14	18.4	5.4	18.0	5.5	17.2	9.3	17.0	5.1	15.6	7.0
15	19.5	8.2	20.5	9.0	17.8	9.3	17.2	5.2	18.0	7.0
16	16.0	6.6	17.7	5.0	16.3	7.5	16.0	7.2	18.3	7.0
17	19.7	6.3	21.0	5.0	19.0	6.1	19.0	3.0	19.0	6.6
18	16.1	6.0	17.0	4.5	15.4	6.3	17.2	5.0	17.2	7.0
19	18.0	4.4	15.0	6.0	15.8	4.9	16.0	6.2	19.0	6.0
20	22.3	5.6	18.6	6.5	19.5	5.5	20.2	3.4	20.0	7.7
21	19.7	7.6	18.0	8.0	19.1	9.0	19.0	3.2	20.2	11.0
22	18.3	6.4	16.5	8.0	17.5	7.7	17.2	7.0	16.4	8.0
23	15.4	9.8	16.4	9.0	15.0	11.9	16.0	8.0	14.5	10.0
24	12.6	4.2	13.6	9.0	13.5	9.3	15.0	7.2	11.5	7.3
25	12.1	3.4	13.5	5.0	11.2	5.0	14.0	2.0	10.2	4.0
26	11.7	7.0	12.0	9.0	12.5	8.0	13.0	6.2	11.0	7.0
27	15.4	9.1	15.8	10.0	15.5	8.5	15.0	7.2	11.5	7.3
28	16.8	6.4	17.7	9.0	16.1	8.6	15.2	8.2	15.0	7.8
29	15.0	3.3	12.7	3.5	14.1	6.8	14.2	3.2	9.6	4.5
30	9.8	1.0	11.5	1.6	10.0	3.7	12.0	1.2	8.0	1.3
31	10.0	2.4	10.7	3.0	10.0	3.8	11.0	1.8	8.5	2.5
Moyennes	16.5	6.3	16.7	6.9	16.1	7.3	16.5	5.6	15.7	6.7

TEMPÉRATURES <MAXIMA> ET <MINIMA>

Novembre 1969

Jours du mois	LUXEMBOURG AEROPORT		GREVENMACHER		ESCH/ALZETTE		CLEMENCY		HULDANGE	
	MAXIMA	MINIMA	MAXIMA	MINIMA	MAXIMA	MINIMA	MAXIMA	MINIMA	MAXIMA	MINIMA
1	11.4	1.7	9.5	1.0	12.4	3.5	10.4	4.0	10.0	5.6
2	8.9	- 1.6	10.6	1.0	10.5	0.2	10.2	1.0	11.0	0.5
3	11.8	8.2	13.0	6.5	11.5	7.6	12.0	8.2	11.2	5.5
4	13.7	4.3	15.0	10.0	13.6	10.3	13.6	8.2	10.7	7.3
5	7.0	- 0.4	9.2	- 1.0	10.8	2.5	12.2	- 0.2	7.0	0.5
6	5.8	- 1.7	4.5	- 2.0	6.5	- 1.5	11.0	- 1.2	4.5	- 3.5
7	10.4	- 1.8	10.0	- 3.0	10.1	- 0.2	10.2	- 0.2	5.0	- 1.4
8	9.7	4.3	10.2	6.0	10.7	5.2	10.2	5.0	8.5	3.4
9	10.3	4.2	10.6	5.0	10.4	4.4	10.8	4.0	8.3	2.7
10	10.3	4.3	11.4	6.0	10.5	4.8	11.0	2.2	7.9	3.2
11	14.2	9.0	15.0	9.6	14.2	9.3	14.0	7.0	11.5	7.5
12	13.2	6.6	15.5	9.0	14.5	8.0	14.6	7.2	12.0	6.0
13	10.6	4.8	11.4	7.2	10.6	6.8	13.0	5.0	7.0	4.3
14	9.2	3.2	10.4	5.4	9.2	5.3	11.2	3.2	6.8	3.5
15	8.0	3.6	9.0	1.4	7.5	3.9	10.0	2.2	5.0	2.5
16	8.6	4.1	10.8	5.5	8.5	4.3	8.2	3.2	6.5	2.0
17	8.6	1.2	6.8	5.4	9.0	1.7	8.2	1.2	6.0	2.0
18	1.8	- 1.8	5.0	- 1.0	3.0	0.0	7.2	- 2.2	2.7	- 1.0
19	7.2	0.2	7.0	- 2.0	6.9	0.0	7.2	3.2	7.0	- 0.5
20	9.3	4.2	10.2	6.6	9.4	6.6	9.0	5.0	8.3	3.7
21	9.0	5.2	10.8	4.4	10.5	6.3	10.0	2.2	6.8	0.7
22	8.7	6.6	10.6	7.0	9.7	7.0	10.6	7.2	7.7	5.5
23	9.0	6.2	9.0	6.8	9.6	7.0	9.2	5.2	9.5	5.7
24	7.4	- 1.3	8.5	0.0	9.0	0.2	8.5	- 1.5	8.5	0.0
25	1.2	- 1.8	3.0	0.0	1.9	- 0.9	6.2	- 1.0	1.7	- 1.2
26	0.6	- 2.9	1.8	0.0	1.2	- 1.9	5.0	- 2.0	- 0.8	- 2.5
27	0.6	- 5.2	1.6	- 3.0	1.0	- 3.7	4.0	- 4.2	- 0.5	- 4.5
28	5.0	- 1.9	5.6	0.5	4.5	0.7	4.2	- 1.2	2.5	- 1.7
29	- 1.6	- 7.8	0.7	- 2.5	1.2	- 3.5	2.2	- 5.0	- 0.3	- 4.0
30	- 0.6	- 6.8	1.5	- 6.5	0.7	- 6.5	1.2	- 6.2	- 0.5	- 6.5
Moyens	7.6	1.6	8.6	2.9	8.3	2.9	9.2	2.0	6.4	1.5

Décembre 1969

Jours du mois	LUXEMBOURG AEROPORT		GREVENMACHER		ESCH/ALZETTE		CLEMENCY		HULDANGE	
	MAXIMA	MINIMA	MAXIMA	MINIMA	MAXIMA	MINIMA	MAXIMA	MINIMA	MAXIMA	MINIMA
1	- 0.9	- 7.7	0.0	- 6.2	- 1.0	- 5.5	1.2	- 7.2	- 2.0	- 8.5
2	- 0.8	- 6.8	- 1.4	- 7.6	- 1.0	- 5.6	0.2	- 5.6	0.0	- 8.5
3	2.1	- 0.8	1.5	- 1.5	3.5	- 1.3	2.0	- 0.2	2.0	- 1.2
4	1.3	- 5.2	3.0	1.5	3.3	- 3.5	2.2	- 2.0	2.0	- 3.4
5	1.0	- 6.0	1.0	- 7.5	1.5	- 7.2	1.0	- 6.2	- 1.0	- 5.5
6	- 2.4	- 4.6	- 2.2	- 3.6	- 1.2	- 5.0	- 2.6	- 4.0	- 2.0	- 4.5
7	- 1.4	- 7.4	- 1.2	- 8.0	- 2.0	- 7.0	- 1.0	- 6.8	- 4.0	- 9.0
8	- 0.3	- 5.4	- 1.6	- 5.0	- 1.5	- 5.1	- 1.2	- 5.4	- 3.2	- 6.5
9	0.5	- 6.4	2.8	- 2.3	0.3	- 4.2	0.4	- 4.2	1.6	- 3.6
10	- 1.5	- 7.1	0.0	- 7.5	- 1.6	- 8.0	- 0.2	- 8.2	0.0	- 9.3
11	- 1.2	- 2.4	- 1.3	- 2.2	- 0.5	- 2.1	- 0.2	- 0.3	- 1.0	- 2.0
12	- 0.9	- 4.4	0.0	- 1.5	- 0.1	- 2.8	0.0	- 3.0	- 1.0	- 2.0
13	- 2.6	- 4.7	- 2.0	- 3.2	- 2.3	- 4.1	- 1.0	- 4.8	- 1.5	- 4.0
14	- 1.0	- 3.6	- 1.0	- 3.0	- 1.5	- 2.9	- 2.0	- 3.2	- 3.0	- 4.0
15	2.8	- 1.3	3.4	0.0	3.4	- 1.6	3.0	0.0	1.0	- 4.0
16	0.9	- 3.0	2.0	1.0	1.5	0.0	2.0	- 1.0	0.0	- 4.0
17	- 2.0	- 4.6	- 2.0	- 2.0	0.5	- 2.9	- 1.0	- 3.2	- 3.3	- 6.4
18	- 3.2	- 6.0	- 2.5	- 3.0	- 1.0	- 5.2	- 0.2	- 6.2	- 3.0	- 7.6
19	- 4.9	- 10.5	- 3.6	- 8.0	- 4.6	- 8.6	- 5.2	- 7.2	- 5.7	- 12.4
20	- 5.2	- 9.2	- 3.8	- 9.0	- 5.0	- 10.0	- 5.5	- 10.5	- 4.5	- 11.7
21	- 5.7	- 10.6	- 5.2	- 7.4	- 5.6	- 10.1	- 6.2	- 10.0	- 7.0	- 12.0
22	- 2.1	- 6.4	- 1.8	- 6.0	- 0.9	- 4.0	- 2.2	- 6.4	- 3.1	- 8.6
23	3.2	- 2.4	2.4	0.0	3.5	- 1.0	3.6	- 0.2	2.0	- 4.5
24	1.7	0.0	3.2	1.0	3.2	1.2	3.0	1.0	3.5	- 0.5
25	2.4	0.2	4.0	1.0	3.1	1.5	3.2	0.0	1.5	0.5
26	3.0	- 2.6	6.2	- 1.0	2.5	- 0.8	2.4	- 1.5	1.8	- 1.6
27	- 2.0	- 4.3	0.0	- 2.4	- 0.8	- 4.1	- 2.2	- 3.2	- 0.8	- 4.7
28	- 4.1	- 6.5	- 4.2	- 4.0	- 2.4	- 5.6	- 3.8	- 6.0	- 4.5	- 12.0
29	- 3.2	- 5.3	- 3.8	- 3.0	- 3.1	- 5.1	- 2.8	- 5.2	- 4.5	- 9.0
30	- 2.7	- 5.6	- 5.0	- 4.0	- 2.4	- 4.6	- 2.0	- 5.0	- 3.6	- 7.5
31	- 3.9	- 6.0	- 4.8	- 4.8	- 4.0	- 4.8	- 2.2	- 6.0	- 5.2	- 7.0
Moyens	- 1.1	- 5.1	- 0.5	- 3.5	- 0.5	- 4.2	- 0.6	- 4.3	- 1.6	- 6.0

OBSERVATIONS PLUVIOMETRIQUES

OBSERVATIONS PLUVIOMÉTRIQUES

Janvier 1969

PLUVIOMÈTRE A	ALTITUDES en m.	PRÉCIPITATIONS TOTALES en mm.	MAXIMUM en 24 heures		NOMBRE DE JOURS DE PLUIE				NOMBRE DE JOURS DE PLUIE TOTAL
				Jour	0,1-1 mm	1,1-10 mm	10,1-15 mm	15,1 et plus mm	
FOUHREN	322	42.8	7.0	18	9	14	-	-	23
TROINE	489	56.2	10.2	17	1	10	1	-	12
KEHMEN	488	44.8	7.4	18	1	11	-	-	12
HOSINGEN	501	57.5	9.5	16	7	14	-	-	21
ARSDORF	416	46.6	9.7	18	4	12	-	-	16
CLERVAUX	454	46.9	6.1	19	6	14	-	-	20
HULDANGE	519	40.3	4.4	23	5	14	-	-	19
BERLE	495	48.1	7.7	18	5	15	-	-	20
SAEUL	295	36.2	5.1	17	6	13	-	-	19
LORENTZWEILER	233	38.3	5.4	18	8	11	-	-	19
CLEMENCY	337	48.7	13.2	29	2	9	1	-	12
BELVAUX	340	54.2	14.5	29	4	10	1	-	15
ERMSDORF	250	37.9	4.2	29	9	14	-	-	23
KOERICH	266	39.2	7.1	17	4	12	-	-	16
ALTRIER	391	42.4	6.5	29	5	13	-	-	18
ETTELBRUCK	202	36.5	7.2	18	7	10	-	-	17
FINDEL/Aéroport	380	49.9	9.1	18	8	11	-	-	19
BONNEVOIE	251	43.8	7.4	18	5	12	-	-	17
BETTORN	300	44.3	8.9	18	6	13	-	-	19
BEGGEN	232	52.5	8.1	18	3	12	-	-	15
LUXEMBOURG (ville)	330	44.0	10.6	29	9	10	1	-	20
ROESER	273	44.1	11.0	29	10	10	1	-	21
ESCH/ALZETTE	348	50.6	13.5	29	6	12	1	-	19
CANACH	220	46.2	9.4	30	10	12	-	-	22
REMERSCHEN	161	43.6	5.6	29	2	13	-	-	15
ECHTERNACH	164	41.4	6.6	17	4	12	-	-	16
GREVENMACHER	144	44.1	10.6	18	3	9	1	-	13

Février 1969

PLUVIOMÈTRE A	ALTITUDES en m.	PRÉCIPITATIONS TOTALES en mm.	MAXIMUM en 24 heures		NOMBRE DE JOURS DE PLUIE				NOMBRE DE JOURS DE PLUIE TOTAL
				Jour	0,1-1 mm	1,1-10 mm	10,1-15 mm	15,1 et plus mm	
FOUHREN	322	57.0	8.3	8	5	14	-	-	19
TROINE	489	81.0	9.2	13	1	16	-	-	17
KEHMEN	488	55.9	11.0	12	4	12	1	-	17
HOSINGEN	501	59.2	9.9	12	8	11	-	-	19
ARSDORF	416	62.1	9.3	8	1	15	-	-	16
CLERVAUX	454	61.2	9.5	2	2	15	-	-	17
HULDANGE	519	51.9	8.2	12	4	14	-	-	18
BERLE	495	60.9	9.1	2	8	14	-	-	22
SAEUL	295	51.8	9.2	25	6	13	-	-	19
LORENTZWEILER	233	61.2	10.4	25	3	12	1	-	16
CLEMENCY	337	64.7	10.3	25	4	11	1	-	16
BELVAUX	340	69.0	13.0	25	2	12	1	-	15
ERMSDORF	250	59.3	7.1	25	6	14	-	-	20
KOERICH	266	54.0	9.2	25	2	12	-	-	14
ALTRIER	391	68.2	9.3	26	2	14	-	-	16
ETTELBRUCK	202	47.6	7.6	8	-	11	-	-	11
FINDEL/Aéroport	380	59.8	10.7	25	6	11	1	-	18
BONNEVOIE	251	55.9	9.8	25	3	13	-	-	16
BETTORN	300	45.3	6.7	8	1	14	-	-	15
BEGGEN	232	60.0	10.6	25	1	12	1	-	14
LUXEMBOURG (ville)	330	55.8	10.3	25	7	11	1	-	19
ROESER	273	58.9	11.1	25	7	11	1	-	19
ESCH/ALZETTE	348	63.3	12.1	25	2	13	1	-	16
CANACH	220	63.2	11.1	25	6	13	1	-	20
REMERSCHEN	161	55.1	11.8	25	-	14	1	-	15
ECHTERNACH	164	53.7	8.4	25	2	12	-	-	14
GREVENMACHER	144	59.1	9.0	25/26	1	14	-	-	15

OBSERVATIONS PLUVIOMÉTRIQUES

Mars 1969

PLUVIOMÈTRE A	ALTITUDES en m.	PRÉCIPITATIONS TOTALES en mm.	MAXIMUM en 24 heures		NOMBRE DE JOURS DE PLUIE				NOMBRE DE JOURS DE PLUIE TOTAL
				Jour	0,1-1 mm	1,1-10 mm	10,1-15 mm	15,1 et plus mm	
FOUHREN	322	57.2	9.7	15	6	10	-	-	15
TROINE	489	37.1	16.4	12	3	5	-	1	9
KEHMEN	488	70.2	14.2	14	3	6	3	-	12
HOSINGEN	501	62.1	11.4	13	5	10	1	-	16
ARSDORF	416	56.3	15.3	12	1	5	1	1	8
CLERVAUX	454	60.0	17.5	14	8	6	1	1	16
HULDANGE	519	49.2	11.4	13	7	6	2	-	15
BERLE	495	64.4	14.9	14	7	9	1	-	17
SAEUL	295	62.0	12.3	13	4	10	1	-	15
LORENTZWEILER	233	60.6	12.8	13	5	9	2	-	16
CLEMENCY	337	63.0	17.4	14	2	6	2	1	11
BELVAUX	340	78.1	15.2	13	2	8	1	1	12
ERMSDORF	250	54.7	9.4	12	4	10	-	-	14
KOERICH	266	63.4	12.8	12	4	8	3	-	17
ALTRIER	391	67.4	13.5	14	4	9	2	-	15
ETTELBRUCK	202	45.8	12.4	13	3	7	1	-	11
FINDEL/Aéroport	380	78.8	14.1	24	2	10	2	-	14
BONNEVOIE	251	64.8	11.8	19	3	7	3	-	13
BETTORN	300	57.7	10.5	12	6	8	1	-	15
BEGGEN	232	74.6	16.9	14	4	9	1	1	15
LUXEMBOURG (ville)	330	68.6	11.7	14	5	6	4	-	15
ROESER	273	63.8	13.0	13	5	10	1	-	16
ESCH/ALZETTE	348	72.9	12.6	12	5	7	3	-	15
CANACH	220	70.3	12.7	12	5	9	2	-	16
REMERSCHEN	161	65.8	15.6	12	-	8	-	2	10
ECHTERNACH	164	43.0	11.3	13	2	8	1	-	11
GREVENMACHER	144	60.1	10.5	14	1	9	1	-	11

Avril 1969

PLUVIOMÈTRE A	ALTITUDES en m.	PRÉCIPITATIONS TOTALES en mm.	MAXIMUM en 24 heures		NOMBRE DE JOURS DE PLUIE				NOMBRE DE JOURS DE PLUIE TOTAL
				Jour	0,1-1 mm	1,1-10 mm	10,1-15 mm	15,1 et plus mm	
FOUHREN	322	92.8	24.1	22	5	13	-	1	19
TROINE	489	90.3	20.7	22	2	11	2	1	16
KEHMEN	488	94.9	32.4	22	4	14	1	1	20
HOSINGEN	501	103.7	24.4	22	5	12	2	1	20
ARSDORF	416	100.8	35.4	22	3	10	2	1	16
CLERVAUX	454	100.3	20.9	22	1	13	2	1	17
HULDANGE	519	88.4	13.9	13	3	11	4	-	18
BERLE	495	103.3	25.3	22	3	12	2	1	18
SAEUL	295	80.8	19.1	22	4	12	1	1	18
LORENTZWEILER	233	78.7	20.0	22	6	11	2	1	20
CLEMENCY	337	90.3	16.3	23	-	11	1	2	14
BELVAUX	340	114.1	22.2	1	4	13	-	3	20
ERMSDORF	250	74.6	16.8	22	4	13	-	1	18
KOERICH	266	90.4	18.3	22	4	10	3	1	18
ALTRIER	391	81.1	24.8	22	3	14	-	1	18
ETTELBRUCK	202	67.5	20.6	22	4	13	-	1	18
FINDEL/Aéroport	380	76.3	19.9	22	7	11	-	2	20
BONNEVOIE	251	72.8	19.6	22	3	11	1	1	16
BETTORN	300	84.3	27.1	22	6	10	1	1	18
BEGGEN	232	74.3	18.9	22	5	9	2	1	17
LUXEMBOURG (ville)	330	73.7	18.5	22	9	11	1	1	22
ROESER	273	68.5	19.3	22	7	12	-	1	20
ESCH/ALZETTE	348	114.0	18.0	1	3	12	-	4	19
CANACH	220	76.8	24.2	22	6	13	-	1	20
REMERSCHEN	161	62.1	16.3	22	5	12	-	1	18
ECHTERNACH	164	81.3	23.8	22	4	11	2	1	18
GREVENMACHER	144	63.6	20.5	22	3	11	-	1	15

OBSERVATIONS PLUVIOMÉTRIQUES

Mai 1969

PLUVIOMÈTRE A	ALTITUDES en m.	PRÉCIPITATIONS TOTALES en mm.	MAXIMUM en 24 heures		NOMBRE DE JOURS DE PLUIE				NOMBRE DE JOURS DE PLUIE TOTAL
				Jour	0,1-1 mm	1,1-10 mm	10,1-15 mm	15,1 et plus mm	
FOUHREN	322	63.2	13.9	29	6	10	2	-	18
TROINE	489	65.1	12.8	29	6	14	1	-	21
KEHMEN	488	57.7	12.8	29	5	11	2	-	18
HOSINGEN	501	57.0	13.5	29	9	10	2	-	21
ARSDORF	416	71.9	12.6	30	8	12	2	-	22
CLERVAUX	454	64.4	15.1	29	9	8	0	1	18
HULDANGE	519	56.0	13.0	29	7	9	2	-	18
BERLE	495	58.0	5.9	19	7	17	-	-	24
SAEUL	295	52.4	9.7	6	7	13	-	-	20
LORENTZWEILER	233	46.2	12.2	29	10	8	1	-	19
CLEMENCY	337	72.9	15.5	31	4	14	-	1	19
BELVAUX	340	68.0	9.0	25	4	14	-	-	18
ERMSDORF	250	46.2	13.4	29	11	10	1	-	22
KOERICH	266	52.9	9.4	29	7	13	-	-	20
ALTRIER	391	53.0	17.7	29	8	9	-	1	18
ETTELBRUCK	202	38.8	10.2	29	6	8	1	-	15
FINDEL/Aéroport	380	55.2	14.8	28	6	11	1	-	18
BONNEVOIE	251	43.7	13.1	29	4	10	1	-	15
BETTORN	300	52.1	10.0	29	10	13	-	-	23
BEGGEN	232	70.8	13.9	31	8	9	2	-	19
LUXEMBOURG (ville)	330	46.0	12.1	29	8	9	1	-	18
ROESER	273	38.2	14.5	29	12	8	1	-	21
ESCH/ALZETTE	348	54.4	11.6	29	4	12	1	-	17
CANACH	220	48.7	13.5	29	10	11	1	-	22
REMERSCHEM	161	53.2	15.9	29	7	10	-	1	18
ECHTERNACH	164	35.5	15.0	29	6	5	1	-	12
GREVENMACHER	144	40.8	14.5	29	5	7	1	-	13

Juin 1969

PLUVIOMÈTRE A	ALTITUDES en m.	PRÉCIPITATIONS TOTALES en mm.	MAXIMUM en 24 heures		NOMBRE DE JOURS DE PLUIE				NOMBRE DE JOURS DE PLUIE TOTAL
				Jour	0,1-1 mm	1,1-10 mm	10,1-15 mm	15,1 et plus mm	
FOUHREN	322	74.9	16.6	24	5	7	2	1	15
TROINE	489	72.5	23.8	24	5	12	-	1	18
KEHMEN	488	92.1	23.8	24	1	12	2	1	16
HOSINGEN	501	82.9	19.8	24	5	9	2	1	17
ARSDORF	416	123.7	38.5	15	-	12	-	2	14
CLERVAUX	454	79.7	20.1	24	3	13	1	1	18
HULDANGE	519	73.1	19.7	24	6	9	1	1	17
BERLE	495	92.0	43.4	24	4	12	-	1	17
SAEUL	295	68.9	21.3	24	4	11	-	1	16
LORENTZWEILER	233	82.2	16.3	25	5	11	2	1	19
CLEMENCY	337	91.8	35.3	24	3	10	1	1	15
BELVAUX	340	99.0	36.6	24	3	7	2	1	13
ERMSDORF	250	102.0	21.3	22	2	7	1	3	13
KOERICH	266	75.0	27.8	24	8	8	-	1	17
ALTRIER	391	68.2	16.1	24	3	10	1	1	15
ETTELBRUCK	202	70.0	18.4	24	3	11	1	1	16
FINDEL/Aéroport	380	72.7	22.0	25	4	8	-	2	14
BONNEVOIE	251	66.2	20.1	24	4	9	1	1	15
BETTORN	300	70.9	20.5	24	5	11	1	1	18
BEGGEN	232	101.1	24.8	25	5	9	-	3	17
LUXEMBOURG (ville)	330	80.2	18.8	24	4	11	-	2	17
ROESER	273	67.9	16.2	24	7	8	1	1	17
ESCH/ALZETTE	348	109.5	35.5	24	2	13	1	1	17
CANACH	220	78.6	19.5	24	4	10	-	2	16
REMERSCHEM	161	129.2	41.4	14	4	7	3	2	16
ECHTERNACH	164	68.9	14.6	25	2	10	2	-	14
GREVENMACHER	144	64.1	13.2	25	3	7	2	-	12

OBSERVATIONS PLUVIOMÉTRIQUES

Juillet 1969

PLUVIOMÈTRE A	ALTITUDES en m.	PRÉCIPITATIONS TOTALES en mm.	MAXIMUM en 24 heures		NOMBRE DE JOURS DE PLUIE				NOMBRE DE JOURS DE PLUIE TOTAL
				Jour	0,1-1 mm	1,1-10 mm	10,1-15 mm	15,1 et plus mm	
FOUHREN	322	47.4	19.8	26	5	2	1	1	9
TROINE	489	56.9	24.9	26	-	7	-	1	8
KEHMEN	488	43.3	16.3	26	3	6	-	1	10
HOSINGEN	501	49.7	18.5	26	2	4	1	1	8
ARSDORF	416	67.6	37.9	26	1	5	-	1	7
CLERVAUX	454	46.9	20.2	26	2	4	1	1	8
HULDANGE	519	57.5	13.4	26	1	6	2	-	9
BERLE	495	47.1	23.2	26	4	6	-	1	11
SAEUL	295	45.2	19.9	26	5	4	-	1	10
LORENTZWEILER	233	34.3	10.5	26	4	4	1	-	9
CLEMENCY	337	48.1	16.1	25	1	5	1	1	8
BELVAUX	340	34.8	10.5	25	1	6	1	-	8
ERMSDORF	250	67.9	47.3	26	3	3	1	1	8
KOERICH	266	90.1	57.2	26	4	3	1	1	9
ALTRIER	391	51.3	22.5	26	2	5	1	1	9
ETTELBRUCK	202	28.6	10.9	26	1	6	1	-	8
FINDEL/Aéroport	380	45.3	12.6	11	3	4	2	-	9
BONNEVOIE	251	36.7	10.5	12	5	4	1	-	10
BETTBORN	300	73.1	29.9	26	5	2	1	2	10
BEGGEN	232	38.3	15.8	25	4	4	-	1	9
LUXEMBOURG (ville)	330	45.6	22.2	25	3	5	-	1	9
ROESER	273	50.3	16.1	26	3	4	-	1	8
ESCH/ALZETTE	348	27.8	6.9	12	3	8	-	-	11
CANACH	220	47.8	13.3	12	4	4	2	-	10
REMERSCHE	161	89.6	38.6	26	1	4	-	3	8
ECHTERNACH	164	34.8	13.4	7	1	3	2	-	6
GREVENMACHER	144	40.6	14.5	12	2	3	2	-	7

Août 1969

PLUVIOMÈTRE A	ALTITUDES en m.	PRÉCIPITATIONS TOTALES en mm.	MAXIMUM en 24 heures		NOMBRE DE JOURS DE PLUIE				NOMBRE DE JOURS DE PLUIE TOTAL
				Jour	0,1-1 mm	1,1-10 mm	10,1-15 mm	15,1 et plus mm	
FOUHREN	322	84.5	17.4	21	6	11	1	1	19
TROINE	489	99.2	20.5	21	1	11	1	2	15
KEHMEN	488	110.0	31.5	21	4	12	1	1	18
HOSINGEN	501	127.3	24.4	21	-	13	1	3	17
ARSDORF	416	71.4	8.6	22	2	14	-	-	16
CLERVAUX	454	108.0	20.0	21	1	12	3	2	18
HULDANGE	519	140.0	21.4	17	2	10	2	3	17
BERLE	495	99.5	30.3	21	2	12	2	1	17
SAEUL	295	87.0	20.4	21	6	11	1	1	19
LORENTZWEILER	233	84.6	21.3	21	4	12	-	2	18
CLEMENCY	337	78.7	23.5	13	2	11	-	1	14
BELVAUX	340	89.3	26.0	13	3	11	1	1	16
ERMSDORF	250	95.5	19.8	17	3	13	-	2	18
KOERICH	266	84.3	15.2	13	5	9	2	1	17
ALTRIER	391	81.0	18.8	17	2	10	-	3	15
ETTELBRUCK	202	38.2	7.2	21	4	9	-	-	13
FINDEL/Aéroport	380	86.8	20.8	13	5	11	2	1	19
BONNEVOIE	251	76.1	17.3	13	3	10	2	1	16
BETTBORN	300	58.7	10.7	15	8	11	1	-	20
BEGGEN	232	71.4	18.0	13	4	9	-	2	15
LUXEMBOURG (ville)	330	81.3	30.0	13	5	10	1	1	17
ROESER	273	69.4	12.2	22	5	10	3	-	18
ESCH/ALZETTE	348	58.5	12.8	13	4	10	1	-	15
CANACH	220	73.1	18.8	13	6	11	-	1	18
REMERSCHE	161	61.1	10.4	22	3	12	1	-	16
ECHTERNACH	164	106.1	27.0	21	1	13	-	2	16
GREVENMACHER	144	75.5	21.5	17	-	12	-	1	13

OBSERVATIONS PLUVIOMÉTRIQUES

Septembre 1969

PLUVIOMÈTRE A	ALTITUDES en m.	PRÉCIPITATIONS TOTALES en mm.	MAXIMUM en 24 heures		NOMBRE DE JOURS DE PLUIE				NOMBRE DE JOURS DE PLUIE TOTAL
				Jour	0,1-1 mm	1,1-10 mm	10,1-15 mm	15,1 et plus mm	
FOUHREN	322	10.8	4.2	16	1	4	-	-	5
TROINE	489	9.6	5.4	15	3	2	-	-	5
KEHMEN	488	12.8	3.5	15	2	5	-	-	7
HOSINGEN	501	22.7	10.8	16	2	4	1	-	7
ARSDORF	416	12.1	3.5	19	3	4	-	-	7
CLERVAUX	454	17.1	7.6	16	6	4	-	-	10
HULDANGE	519	17.4	5.3	15	2	5	-	-	7
BERLE	495	13.2	4.5	15	4	4	-	-	8
SAEUL	295	31.3	10.2	10	3	5	1	-	9
LORENTZWEILER	233	30.0	11.9	19	5	4	1	-	10
CLEMENCY	337	26.6	13.4	19	2	3	1	-	6
BELVAUX	340	47.5	30.5	19	2	6	-	1	9
ERMSDORF	250	17.8	4.4	15	2	6	-	-	8
KOERICH	266	36.6	16.2	10	4	4	-	1	9
ALTRIER	391	30.7	15.3	15	1	4	-	1	6
ETTELBRUCK	202	18.2	10.3	16	1	3	1	-	5
FINDEL/Aéroport	380	26.7	11.9	18	2	4	1	-	7
BONNEVOIE	251	18.7	7.2	19	2	4	-	-	6
BETTORN	300	15.7	6.9	16	3	4	-	-	7
BEGGEN	232	28.8	10.7	16	4	2	2	-	8
LUXEMBOURG (ville)	330	19.8	7.0	19	7	3	-	-	10
ROESER	273	18.4	10.3	19	6	2	1	-	9
ESCH/ALZETTE	348	46.6	31.0	19	4	3	-	1	8
CANACH	220	39.7	23.7	19	6	3	-	1	10
REMERSCHEM	161	25.3	10.5	19	3	4	1	-	8
ECHTERNACH	164	17.5	6.3	15	3	4	-	-	7
GREVENMACHER	144	16.9	9.6	15	4	2	-	-	6

Octobre 1969

PLUVIOMÈTRE A	ALTITUDES en m.	PRÉCIPITATIONS TOTALES en mm.	MAXIMUM en 24 heures		NOMBRE DE JOURS DE PLUIE				NOMBRE DE JOURS DE PLUIE TOTAL
				Jour	0,1-1 mm	1,1-10 mm	10,1-15 mm	15,1 et plus mm	
FOUHREN	322	2.0	1.0	24	4	-	-	-	4
TROINE	489	2.0	1.2	25	4	1	-	-	5
KEHMEN	488	1.7	0.7	24/26	3	-	-	-	3
HOSINGEN	501	2.0	1.1	26	2	1	-	-	3
ARSDORF	416	0.6	0.6	26	1	-	-	-	1
CLERVAUX	454	6.5	2.5	12	5	2	-	-	7
HULDANGE	519	3.2	1.6	26	3	1	-	-	4
BERLE	495	1.5	0.4	26	6	-	-	-	6
SAEUL	295	2.8	2.1	24	2	1	-	-	3
LORENTZWEILER	233	1.5	0.5	24	6	-	-	-	6
CLEMENCY	337	2.2	2.2	25	-	1	-	-	1
BELVAUX	340	1.3	0.8	25	3	-	-	-	3
ERMSDORF	250	3.7	2.8	24	2	1	-	-	3
KOERICH	266	0.8	0.3	24/25	3	-	-	-	3
ALTRIER	391	2.5	1.4	25	-	2	-	-	2
ETTELBRUCK	202	1.2	1.2	24	-	1	-	-	1
FINDEL/Aéroport	380	2.4	1.2	24	4	1	-	-	5
BONNEVOIE	251	2.4	0.9	24	4	-	-	-	4
BETTORN	300	0.8	0.3	24/25	3	-	-	-	3
BEGGEN	232	1.4	0.6	24	3	-	-	-	3
LUXEMBOURG (ville)	330	2.0	1.3	26	3	1	-	-	4
ROESER	273	4.2	1.8	25	3	2	-	-	5
ESCH/ALZETTE	348	1.1	0.5	24	3	-	-	-	3
CANACH	220	2.4	1.0	23	5	-	-	-	5
REMERSCHEM	161	3.5	1.4	24	2	2	-	-	4
ECHTERNACH	164	1.7	1.2	24	1	1	-	-	2
GREVENMACHER	144	3.8	1.8	23	1	2	-	-	3

OBSERVATIONS PLUVIOMÉTRIQUES

Novembre 1969

PLUVIOMÈTRE A	ALTITUDES en m.	PRÉCIPITATIONS TOTALES en mm.	MAXIMUM en 24 heures		NOMBRE DE JOURS DE PLUIE				NOMBRE DE JOURS DE PLUIE TOTAL
				Jour	0,1-1 mm	1,1-10 mm	10,1-15 mm	15,1 et plus mm	
FOUHREN	322	119.2	18.4	8	7	10	3	2	22
TROINE	489	148.8	19.0	12	4	17	2	2	25
KEHMEN	488	151.8	22.5	8	3	15	-	5	23
HOSINGEN	501	136.7	19.1	17	5	11	2	4	22
ARSDORF	416	182.2	25.2	9	2	15	-	6	23
CLERVAUX	454	122.7	16.0	12	5	12	3	1	21
HULDANGE	519	97.1	10.4	8	2	17	1	-	20
BERLE	495	109.2	14.1	17	5	13	5	-	23
SAEUL	295	122.1	18.4	8	7	14	2	1	24
LORENTZWEILER	233	110.9	19.2	8	6	13	3	1	23
CLEMENCY	337	134.0	17.2	8	1	16	2	2	21
BELVAUX	340	161.8	23.3	8	4	13	1	4	22
ERMSDORF	250	113.5	14.6	25	4	14	4	-	22
KOERICH	266	117.1	16.8	8	1	16	3	1	21
ALTRIER	391	114.0	21.3	8	3	13	3	2	21
ETTELBRUCK	202	106.8	17.9	8	3	11	2	1	17
FINDEL/Aéroport	380	117.2	22.1	8	5	15	3	1	24
BONNEVOIE	251	116.4	20.0	8	3	14	3	1	21
BETTBOEN	300	122.2	16.7	9	3	16	1	2	22
BEGGEN	232	103.2	19.0	8	6	14	2	1	23
LUXEMBOURG (ville)	330	109.0	19.2	8	6	14	3	1	24
ROESER	273	110.9	18.8	8	8	13	2	2	25
ESCH/ALZETTE	348	144.5	24.3	8	4	13	1	4	22
CANACH	220	116.9	18.2	8	2	16	1	2	21
REMERSCHEN	161	107.1	17.6	8	2	14	3	1	20
ECHTERNACH	164	108.3	17.4	8	6	13	2	1	22
GREVENMACHER	144	116.8	18.0	8	3	12	4	1	20

Décembre 1969

PLUVIOMÈTRE A	ALTITUDES en m.	PRÉCIPITATIONS TOTALES en mm.	MAXIMUM en 24 heures		NOMBRE DE JOURS DE PLUIE				NOMBRE DE JOURS DE PLUIE TOTAL
				Jour	0,1-1 mm	1,1-10 mm	10,1-15 mm	15,1 et plus mm	
FOUHREN	322	40.1	14.1	4	9	5	2	-	16
TROINE	489	43.1	12.0	15	9	8	1	-	18
KEHMEN	488	46.8	15.8	15	9	5	1	1	16
HOSINGEN	501	42.5	11.5	15	7	7	2	-	16
ARSDORF	416	48.6	14.9	15	4	7	1	-	12
CLERVAUX	454	34.6	8.6	15	6	7	-	-	13
HULDANGE	519	28.8	7.3	4	6	7	-	-	13
BERLE	495	42.6	11.1	4	9	6	2	-	17
SAEUL	295	40.8	11.5	15	11	7	1	-	19
LORENTZWEILER	233	33.0	9.7	4	8	8	-	-	16
CLEMENCY	337	39.1	8.2	16	-	10	-	-	10
BELVAUX	340	44.8	15.0	15	3	4	2	-	9
ERMSDORF	250	29.6	12.1	4	12	4	1	-	17
KOERICH	266	39.3	10.4	4	5	7	1	-	13
ALTRIER	391	37.3	8.9	4	4	9	-	-	13
ETTELBRUCK	202	27.4	13.2	15	-	3	2	-	5
FINDEL/Aéroport	380	35.1	10.5	4	9	7	1	-	17
BONNEVOIE	251	38.6	13.0	4	12	6	1	-	19
BETTBOEN	300	37.7	11.5	15	8	5	1	-	14
BEGGEN	232	24.5	8.0	15	4	6	-	-	10
LUXEMBOURG (ville)	330	35.5	10.5	4	13	7	1	-	21
ROESER	273	34.0	7.0	4	9	7	-	-	16
ESCH/ALZETTE	348	47.1	12.6	4	5	5	1	-	11
CANACH	220	42.6	13.6	4	7	7	1	-	15
REMERSCHEN	161	34.8	11.5	16	5	5	1	-	11
ECHTERNACH	164	30.7	12.0	4	5	5	1	-	11
GREVENMACHER	144	33.3	11.0	4	-	5	1	-	6

**QUANTITÉ DE PLUIE RECUEILLIE
PAR LES STATIONS MÉTÉOROLOGIQUES ET PLUVIOMÉTRIQUES EN 1969**

PLUVIOMÈTRE À	I	II	III	IV	V	VI	VII	VIII	IX	X	XI	XII	QUANTITÉ PLUIE	NOMBRE DE JOURS DE PLUIE
FOUHREN	42.8	57.0	57.2	92.8	63.2	74.9	47.4	84.5	10.8	2.0	119.2	40.1	691.9	184
TROINE	56.2	81.0	37.1	90.3	65.1	72.5	56.9	99.2	9.6	2.0	148.8	43.1	761.8	169
KEHMEN	44.8	55.9	70.2	94.9	57.7	92.1	43.3	110.0	12.8	1.7	151.8	46.8	782.0	172
HOSINGEN	57.5	59.2	62.1	103.7	57.0	82.9	49.7	127.3	22.7	2.0	136.7	42.5	803.3	187
ARSDORF	46.6	62.1	56.3	101.0	71.9	123.7	67.6	71.4	12.1	0.6	182.2	48.6	844.1	172
CLERVAUX	46.9	61.2	60.0	100.3	64.4	79.7	46.9	108.0	17.1	6.5	122.7	34.6	748.3	183
HULDANGE	40.3	51.9	49.2	88.4	56.0	73.1	57.5	140.0	17.4	3.2	97.1	28.8	702.9	175
BERLE	48.1	60.9	64.4	103.3	58.0	92.0	47.1	99.5	13.2	1.5	109.2	42.6	739.8	200
SAEUL	36.2	51.8	62.0	80.8	52.4	68.9	45.2	87.0	31.3	2.8	122.1	40.8	681.3	191
LORENTZWEILER	38.3	61.2	60.6	78.7	46.2	82.2	34.3	84.6	30.0	1.5	110.9	33.0	661.5	191
CLEMENCY	48.7	64.7	63.0	90.3	72.9	91.8	48.1	78.7	26.6	2.2	134.0	39.1	760.1	147
BELVAUX	54.2	69.0	78.1	114.1	46.2	102.0	34.8	89.3	47.5	1.3	161.8	44.8	861.9	160
ERMSDORF	37.9	59.3	54.7	90.4	52.9	75.0	67.9	95.5	17.8	3.7	113.5	29.6	702.7	186
KOERICH	39.2	54.0	63.4	90.4	52.9	75.0	90.1	84.3	36.6	0.8	117.1	39.3	743.1	174
ALTRIER	42.4	68.2	67.4	81.1	53.0	68.2	51.3	81.0	30.7	2.5	114.0	37.3	697.1	166
ETTELBRUCK	36.5	47.6	45.8	67.5	38.8	70.0	28.6	38.2	18.2	1.2	106.8	27.4	526.6	137
FINDEL/Aéroport	49.9	59.8	78.8	76.3	55.2	72.7	45.3	86.8	26.7	2.4	117.2	35.1	706.2	184
BONNEVOIE	43.8	55.9	64.8	72.8	43.7	66.2	36.7	76.1	18.7	2.4	116.4	38.6	636.1	168
BETTORN	44.3	45.3	57.7	84.3	52.1	70.9	73.1	58.7	15.7	0.8	122.2	37.7	662.8	184
BEGGEN	52.5	60.0	74.6	74.3	70.8	101.1	38.3	71.4	28.8	1.4	103.2	24.5	700.9	165
LUXEMBOURG/ville	44.0	55.8	68.6	73.7	46.0	80.2	45.6	81.3	19.8	2.0	109.0	35.5	661.5	196
ROESER	44.1	58.9	63.8	68.5	38.2	67.9	50.3	69.4	18.4	4.2	110.9	34.0	628.6	195
ESCH/ALZETTE	50.6	63.3	72.9	114.0	54.4	109.5	27.8	58.5	46.6	1.1	144.5	47.1	790.3	173
CANACH	46.2	63.2	70.3	76.8	48.7	78.6	47.8	73.1	39.7	2.4	116.9	42.6	706.3	195
REMERSCHEN	43.6	55.1	65.8	62.1	53.2	129.2	89.6	61.1	25.3	3.5	107.1	34.8	730.4	159
ECHTERNACH	41.4	53.7	43.0	81.3	35.5	68.9	34.8	106.1	17.5	1.7	108.3	30.7	622.9	149
GREVENMACHER	44.1	59.1	60.1	63.6	40.8	64.1	40.6	75.5	16.9	3.8	116.8	33.3	618.7	134

TEMPERATURES DU SOL

MESUREES AUPRES DE DIFFERENTES STATIONS METEOROLOGIQUES

N°	STATION	T° (°C)	
		0,10 m	0,20 m
1	STATION 1		
2	STATION 2		
3	STATION 3		
4	STATION 4		
5	STATION 5		
6	STATION 6		
7	STATION 7		
8	STATION 8		
9	STATION 9		
10	STATION 10		
11	STATION 11		
12	STATION 12		
13	STATION 13		
14	STATION 14		
15	STATION 15		

RAYONNEMENT SOLAIRE

RAYONNEMENT SOLAIRE
Luxembourg-ville

1969	Janvier			Février			Mars		
	Durée d'insolation sur héliographe heures	Radiation circumbolaire sur pyranomètre sphérique Bellani cal/cm ² /jour	Degré de réfrigération sur frigoriètre de Davos mcal/cm ² /jour	Durée d'insolation sur héliographe heures	Radiation circumbolaire sur pyranomètre sphérique Bellani cal/cm ² /jour	Degré de réfrigération sur frigoriètre de Davos mcal/cm ² /jour	Durée d'insolation sur héliographe heures	Radiation circumbolaire sur pyranomètre sphérique Bellani cal/cm ² /jour	Degré de réfrigération sur frigoriètre de Davos mcal/cm ² /jour
1		8.1	14.7	0.5	8.0	14.5		22.4	14.3
2		4.0	14.3	2.0	24.0	16.2	1.0	40.0	12.0
3		6.5	16.5	4.0	32.0	13.4	6.0	76.0	11.0
4	1.0	24.6	13.2	8.0	52.6	14.0	10.0	91.2	12.2
5		5.7	13.4	4.0	52.6	13.3	10.0	104.0	14.8
6	3.0	18.0	17.0	6.0	59.1	12.6	10.0	104.0	12.3
7		3.2	19.1		12.1	17.0	10.5	90.4	10.8
8		8.2	16.0	0.5	48.6	10.7	10.5	99.2	10.6
9		4.9	14.1	3.0	40.5	16.2	11.0	105.6	10.0
10	2.0	24.6	20.7	2.0	20.2	16.6	7.0	84.0	10.3
11		0.0	16.7	1.0	36.5	15.7		22.4	12.3
12		16.4	17.0	1.0	38.8	16.8	0.5	28.0	12.6
13		8.2	17.9	5.0	61.5	19.0	1.5	33.1	12.8
14	2.0	20.0	14.8	8.0	76.2	15.8	2.0	27.6	10.2
15		8.0	18.1	1.0	53.3	21.8		20.0	11.6
16		8.0	20.1		29.5	15.4		16.0	10.2
17	1.0	4.0	19.5	1.0	52.4	14.1		16.0	12.8
18		9.6	20.5	2.0	53.3	14.0		22.4	11.6
19		4.0	17.0		18.0	15.0	3.0	60.8	11.5
20	4.0	28.0	14.1	3.0	41.6	12.7		19.2	9.8
21	1.0	27.2	16.3	8.0	84.0	11.3	7.0	112.0	11.7
22	1.0	20.0	16.0		36.0	11.1	8.0	132.8	15.8
23		4.0	12.9	8.0	80.0	10.6		34.0	13.6
24		12.8	8.8		16.0	12.5		34.0	13.1
25		12.0	9.2		25.6	11.9		36.4	13.9
26	3.0	36.0	12.1		16.2	12.1		17.8	13.5
27		8.0	12.0		17.8	12.6	6.0	76.9	13.8
28		13.6	11.5	7.0	77.6	11.9	10.5	101.2	12.0
29	2.0	19.2	14.5				5.0	74.5	11.7
30		11.2	13.3					14.5	14.1
31		8.0	15.5				0.5	40.5	16.1
Somme	20.0	386.0	476.8	75.0	1164.0	398.8	120.0	1856.9	383.0
Moyenne	0.64	12.4	15.3	2.6	41.5	14.2	3.8	59.9	12.3

1969	Avril			Mai			Juin		
	Durée d'insolation sur héliographe heures	Radiation circumbolaire sur pyranomètre sphérique Bellani cal/cm ² /jour	Degré de réfrigération sur frigoriètre de Davos mcal/cm ² /jour	Durée d'insolation sur héliographe heures	Radiation circumbolaire sur pyranomètre sphérique Bellani cal/cm ² /jour	Degré de réfrigération sur frigoriètre de Davos mcal/cm ² /jour	Durée d'insolation sur héliographe heures	Radiation circumbolaire sur pyranomètre sphérique Bellani cal/cm ² /jour	Degré de réfrigération sur frigoriètre de Davos mcal/cm ² /jour
1	3.0	76.0	14.8		31.2	8.0	9.0	126.3	7.7
2	6.0	78.4	11.8	12.0	159.9	6.3	2.0	93.6	7.8
3	10.0	136.0	11.8	9.0	148.2	6.3		24.0	11.2
4	11.0	164.8	16.6	1.0	80.3	7.0	5.0	99.2	11.3
5	11.0	161.6	12.3	5.0	109.2	6.3	3.0	81.6	10.1
6	11.5	172.2	9.6		35.8	9.5	2.0	96.0	10.9
7	11.5	177.7	6.3		93.6	7.7		49.6	10.0
8	12.0	195.3	6.4	8.0	81.9	8.0	12.0	152.8	10.3
9	12.0	176.2	5.6	6.0	102.9	7.2	13.0	180.9	5.5
10	7.0	156.0	6.2	5.0	62.4	8.0	13.0	177.1	5.1
11		15.6	11.5	6.0	154.0	5.0	14.0	177.1	5.3
12	3.0	80.0	18.0	12.0	174.8	4.2	14.0	155.5	5.0
13	6.0	104.0	11.5	12.0	169.4	3.7	9.0	157.8	4.5
14	7.0	128.0	12.1	8.0	149.3	4.4	8.0	134.7	5.0
15		40.0	13.7	6.0	128.7	7.0	13.0	150.1	4.3
16	8.0	108.0	14.2	9.0	138.2	9.0	4.5	110.8	4.9
17	9.0	116.8	14.8	8.0	98.7	8.3	6.0	118.5	6.8
18	6.0	112.0	12.9	4.0	80.0	11.6		49.1	7.3
19	8.0	124.0	11.4	10.0	116.0	15.2	4.0	79.5	8.1
20	8.0	133.6	10.2	8.0	96.0	9.8	0.5	58.5	8.5
21		18.4	15.1	10.0	145.0	6.0	6.0	102.9	7.2
22	4.0	92.8	13.8	13.0	136.5	6.0	9.0	117.0	6.4
23	0.5	40.0	15.0	9.0	128.7	6.5	1.0	62.4	6.0
24		31.2	11.2	6.0	142.7	4.1		18.7	10.8
25	4.5	93.6	9.7	4.0	89.7	7.6		15.6	13.0
26		35.1	8.6	6.0	101.4	9.0	8.5	132.6	7.0
27		79.5	8.7	2.0	75.6	7.2		78.0	7.0
28		74.8	7.9	2.0	70.2	7.2	9.0	124.8	7.0
29	10.0	162.4	7.7	10.0	138.0	7.7	8.0	131.0	7.0
30		51.2	10.3	2.0	81.9	8.0	6.5	117.0	4.2
31				2.0	62.4	11.0			
Somme	169.0	3135.2	339.7	195.0	3382.6	232.8	180.0	3172.7	225.2
Moyenne	5.6	104.5	11.3	6.2	109.1	7.5	6.0	105.7	7.5

RAYONNEMENT SOLAIRE Luxembourg-ville

1969	Juillet			Août			Septembre		
	Durée d'insolation sur héliographe heures	Radiation circumglobale sur pyranomètre sphérique Bellani cal/cm ² /jour	Degré de réfrigération sur frigomètre de Devos mcal/cm ² /jour	Durée d'insolation sur héliographe heures	Radiation circumglobale sur pyranomètre sphérique Bellani cal/cm ² /jour	Degré de réfrigération sur frigomètre de Devos mcal/cm ² /jour	Durée d'insolation sur héliographe heures	Radiation circumglobale sur pyranomètre sphérique Bellani cal/cm ² /jour	Degré de réfrigération sur frigomètre de Devos mcal/cm ² /jour
1	6.0	119.3	4.5	8.0	118.5	4.1	10.0	126.3	6.4
2	5.0	119.3	4.2	8.0	134.7	4.1	9.0	113.8	7.3
3	5.0	123.2	4.2	10.0	111.6	5.8	1.0	49.9	8.2
4	5.0	110.8	4.4	13.5	132.4	3.5	11.0	127.9	7.1
5	13.0	130.9	5.8	13.5	130.9	3.5	12.0	137.2	6.3
6	11.0	125.4	2.9	6.0	101.6	4.4	12.0	127.9	6.3
7	0.5	23.7	11.4	13.5	147.8	4.5	12.0	110.7	5.9
8	2.5	61.6	9.0	13.0	142.4	4.4	12.0	115.4	6.0
9	1.0	79.0	8.1	13.5	149.4	4.3	0.5	64.7	5.5
10	6.0	105.8	7.4	13.0	123.2	3.7	2.0	56.1	7.0
11	.	20.0	9.7	13.0	138.6	4.2	11.0	107.6	4.5
12	.	31.2	7.5	1.0	31.2	6.9	11.0	120.9	4.8
13	6.0	97.5	5.0	8.0	120.1	5.3	11.0	102.9	4.8
14	10.0	167.7	4.2	5.0	73.3	5.8	1.0	35.8	7.3
15	13.0	174.0	5.0	3.0	73.3	6.5	.	17.1	7.8
16	11.0	156.3	3.7	.	31.2	7.4	0.5	46.8	7.4
17	10.0	134.7	3.6	.	39.0	8.9	5.0	63.9	5.9
18	12.0	149.8	3.4	3.0	62.4	6.3	1.0	31.2	8.1
19	13.0	187.5	5.4	1.0	48.4	5.6	10.5	104.5	7.5
20	6.0	76.9	7.8	1.0	50.7	7.1	11.0	109.2	7.3
21	5.0	84.7	4.7	3.0	71.7	8.3	1.0	45.2	8.7
22	13.0	150.4	3.8	1.0	68.6	9.0	0.5	21.8	8.8
23	13.0	159.6	3.1	2.0	70.2	8.6	9.0	90.4	6.0
24	9.0	140.6	8.0	0.5	42.1	9.0	9.0	96.7	6.3
25	8.0	115.5	3.8	3.0	79.5	8.7	8.0	73.3	6.8
26	8.0	112.4	4.2	0.5	43.6	10.5	5.5	70.2	6.8
27	3.0	103.9	4.2	1.0	60.8	9.1	.	27.3	8.6
28	13.0	150.1	3.2	1.0	43.6	8.5	9.0	90.4	6.1
29	7.0	90.8	4.9	.	37.4	10.1	.	39.0	6.9
30	4.0	69.3	6.0	.	40.5	6.8	6.5	66.3	7.0
31	5.0	71.6	5.2	8.0	104.5	6.2	.	.	.
Somme	224.0	3443.5	168.1	167.0	2623.2	201.1	192.0	2390.4	203.4
Moyenne	7.2	111.0	5.4	5.3	84.6	6.5	6.4	79.7	6.8

273/13

1969	Octobre			Novembre			Décembre		
	Durée d'insolation sur héliographe heures	Radiation circumglobale sur pyranomètre sphérique Bellani cal/cm ² /jour	Degré de réfrigération sur frigomètre de Devos mcal/cm ² /jour	Durée d'insolation sur héliographe heures	Radiation circumglobale sur pyranomètre sphérique Bellani cal/cm ² /jour	Degré de réfrigération sur frigomètre de Devos mcal/cm ² /jour	Durée d'insolation sur héliographe heures	Radiation circumglobale sur pyranomètre sphérique Bellani cal/cm ² /jour	Degré de réfrigération sur frigomètre de Devos mcal/cm ² /jour
1	6.0	56.0	9.5	7.0	57.6	13.5	5.0	22.9	12.8
2	2.0	60.0	9.9	.	17.6	17.6	.	4.1	14.9
3	7.0	72.5	7.8	.	12.0	12.0	.	8.0	15.3
4	3.0	46.8	7.1	2.0	35.2	9.8	.	4.0	14.9
5	11.0	93.6	7.1	5.0	33.6	10.8	3.0	12.0	14.9
6	11.0	92.0	6.8	4.0	38.4	11.1	.	8.2	13.8
7	10.0	70.2	6.5	.	4.0	15.1	2.0	19.6	19.6
8	8.0	71.7	6.2	.	14.4	17.4	.	20.5	14.1
9	10.0	84.2	6.8	.	8.0	17.8	.	18.8	13.8
10	9.0	74.2	7.2	.	16.0	20.0	1.0	4.1	14.2
11	6.0	55.3	8.1	2.0	19.7	11.4	.	1.6	13.0
12	0.0	11.0	8.0	2.0	41.8	15.4	.	4.1	11.4
13	7.0	53.7	7.5	.	25.6	12.5	.	.	15.7
14	6.0	47.8	7.5	7.0	36.8	11.7	.	8.2	16.1
15	9.0	79.0	7.3	0.5	24.0	19.4	.	9.7	17.3
16	4.0	53.7	8.1	.	8.0	15.5	.	4.0	13.8
17	6.0	72.6	7.3	0.5	24.0	16.2	.	6.5	14.6
18	8.0	68.0	7.5	.	16.0	13.1	2.0	16.4	15.1
19	5.0	60.0	8.0	.	.	16.0	4.0	22.9	15.5
20	8.0	67.1	6.4	.	8.0	14.8	.	9.8	14.5
21	8.0	67.1	6.4	.	9.6	10.1	.	8.2	17.0
22	4.0	48.9	6.8	.	8.0	10.3	.	12.3	15.4
23	0.7	20.5	7.0	.	12.8	9.5	.	4.1	13.8
24	0.2	16.0	9.5	.	13.6	13.2	.	3.2	13.2
25	7.0	67.2	9.9	.	9.7	13.5	.	8.0	12.1
26	.	11.8	8.8	0.5	24.6	13.8	5.0	20.0	13.4
27	3.0	33.1	7.7	.	.	15.3	.	8.1	17.0
28	6.0	60.8	7.2	.	6.4	17.2	.	12.3	15.7
29	2.0	44.0	9.0	0.5	2.0	16.4	.	10.6	17.9
30	2.0	33.6	12.0	3.0	20.5	17.4	.	12.3	16.9
31	.	20.0	9.2	3.2	16.7
Somme	168.9	1712.4	244.1	34.0	547.9	427.8	22.0	307.7	464.4
Moyenne	5.4	55.2	7.8	1.1	18.2	14.6	0.7	9.9	14.9

GRAND-DUCHE DE LUXEMBOURG

Légende

- ▲ Stations météo. principales
- " météo. ordinaires
- " pluviométriques
- " météo. particulières
- " pluvio. particulières

Echelle 1:280 000

